

NOTES, UNLESS OTHERWISE SPECIFIED:

1. A "Z" suffix on a signal name indicates an active low signal.
2. All components with designators "U", "Q", and "D" are electrostatic discharge sensitive.
3. All components with designators above 500 are mounted solder side of the board.
4. All resistor values are in ohms, 1/16 W and 5% unless otherwise specified.
5. All capacitor values in microfarads unless otherwise specified.



COMPUTER GENERATED DRAWING - DO NOT REVISE MANUALLY

REVISIONS

REV	DESCRIPTION	DATE	APPROVED
A	Initial Release	5/14/2023	TBD

**BEFORE USING TECHNICAL INFORMATION, THE USER SHOULD CAREFULLY READ THE FOLLOWING TERMS.**

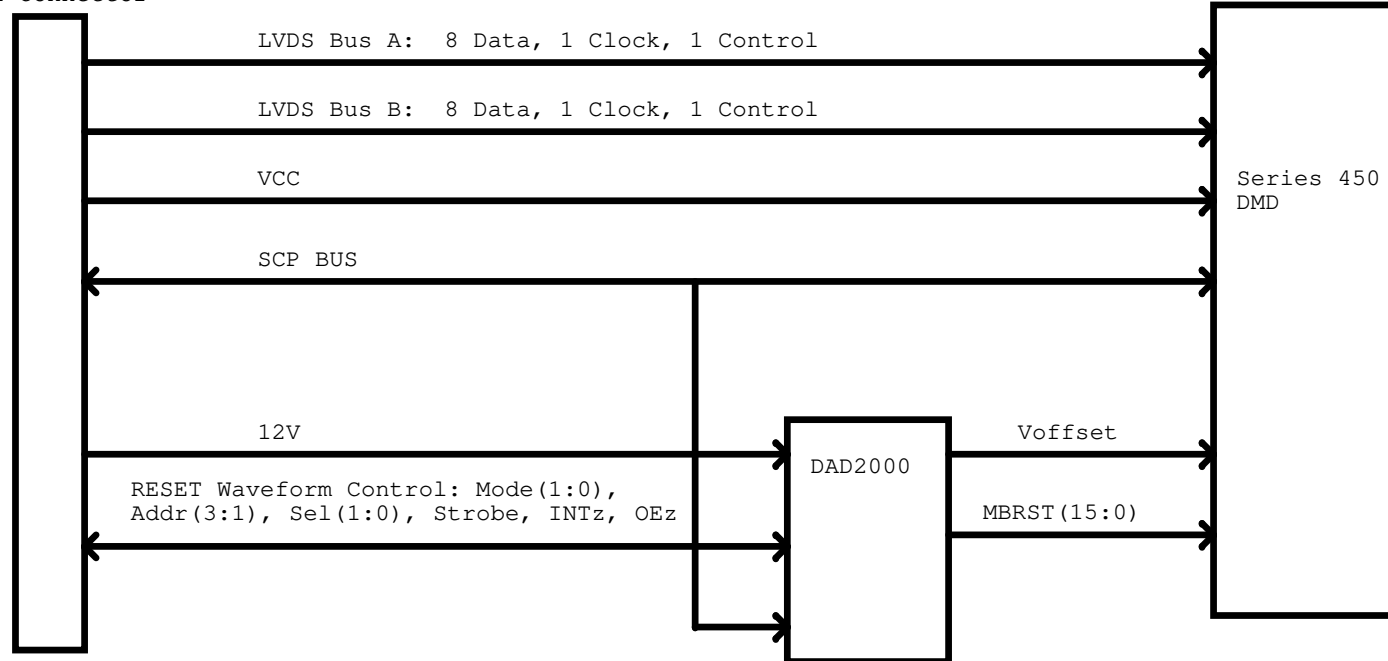
The term "Technical Information" includes reference designs, drawings, specifications, and other information relating to TI digital imaging products or applications, contained herein or provided separately in any format or via any medium.

TI is providing Technical Information for the convenience of purchasers of digital imaging products ("Users"), and will not accept any responsibility or liability arising from providing the Technical Information or its use. Any use or reliance on Technical Information is strictly the responsibility of the User.

1. **No Warranty. THE TECHNICAL INFORMATION IS PROVIDED "AS IS".** TI MAKES NO WARRANTIES OR REPRESENTATIONS, EXPRESS, IMPLIED OR STATUTORY, INCLUDING LACK OF VIRUSES, ACCURACY, OR COMPLETENESS. TI DISCLAIMS ANY WARRANTY OF TITLE, ANY IMPLIED WARRANTIES OF MERCHANTABILITY, FITNESS FOR A PARTICULAR PURPOSE, QUIET ENJOYMENT, QUIET POSSESSION, AND NON-INFRINGEMENT OF ANY THIRD PARTY INTELLECTUAL PROPERTY RIGHTS WITH REGARD TO THE TECHNICAL INFORMATION OR THE USE OF THOSE MATERIALS.
2. **Warranty for Products Not Affected.** The foregoing exclusion and disclaimer of warranty does not affect or diminish any warranty rights with regard to digital imaging products. Such rights are governed exclusively by the terms of a written and signed purchase agreement with TI.
3. **Limitations and Exclusion of Damages.** IN NO EVENT SHALL TI BE LIABLE FOR ANY ACTUAL, SPECIAL, INCIDENTAL, CONSEQUENTIAL OR INDIRECT DAMAGES, HOWEVER CAUSED, ON ANY THEORY OF LIABILITY AND WHETHER OR NOT TI HAS BEEN ADVISED OF THE POSSIBILITY OF SUCH DAMAGES, ARISING IN ANY WAY OUT OF THE TECHNICAL INFORMATION OR THE USE OF THE TECHNICAL INFORMATION.
4. **No Engineering Services.** User is fully responsible for all design decisions and engineering with regard to its products, including decisions relating to application of digital imaging products. By providing Technical Information TI does not intend to offer or provide engineering services or advice concerning User's design. If User desires engineering services, then User should rely on its retained employees and consultants, and/or procure engineering services from a licensed professional engineer ("LPE").
5. **Compliance with Export Control Laws.** Unless prior authorization is obtained from the U.S. Department of Commerce, User may not export, re-export, or release, directly or indirectly, any Technical Information, or export, directly or indirectly, any direct product of such Technical Information to any destination or country to which the export, re-export or release of the Technical Information or direct product is prohibited by the Export Administration Regulations of the U.S. Department of Commerce ("EAR").

		DWN	Aaron Black	DATE	1/26/2023	TEXAS INSTRUMENTS (C) COPYRIGHT 2023 TEXAS INSTRUMENTS ALL RIGHTS RESERVED				
		ENGR	Aaron Black		1/26/2023					
		APVD	Michael McCormick		3/14/2023					
PWB: 2518898		MFG					TITLE Schematic, S450 DMD, DLP093			
CCA: 2518899		QA								
NEXT ASSY	USED ON					A3	DRAWING NO	2518897	REV	A
APPLICATION		SW	Allegro CIS 17.2			SCALE		SHEET 1 of 6		

Flex Connector



(C) COPYRIGHT 2023  
Texas Instruments  
All Rights Reserved

TEXAS INSTRUMENTS

DWN Aaron Black DATE 5/26/2023  
ISSUE DATE

A3

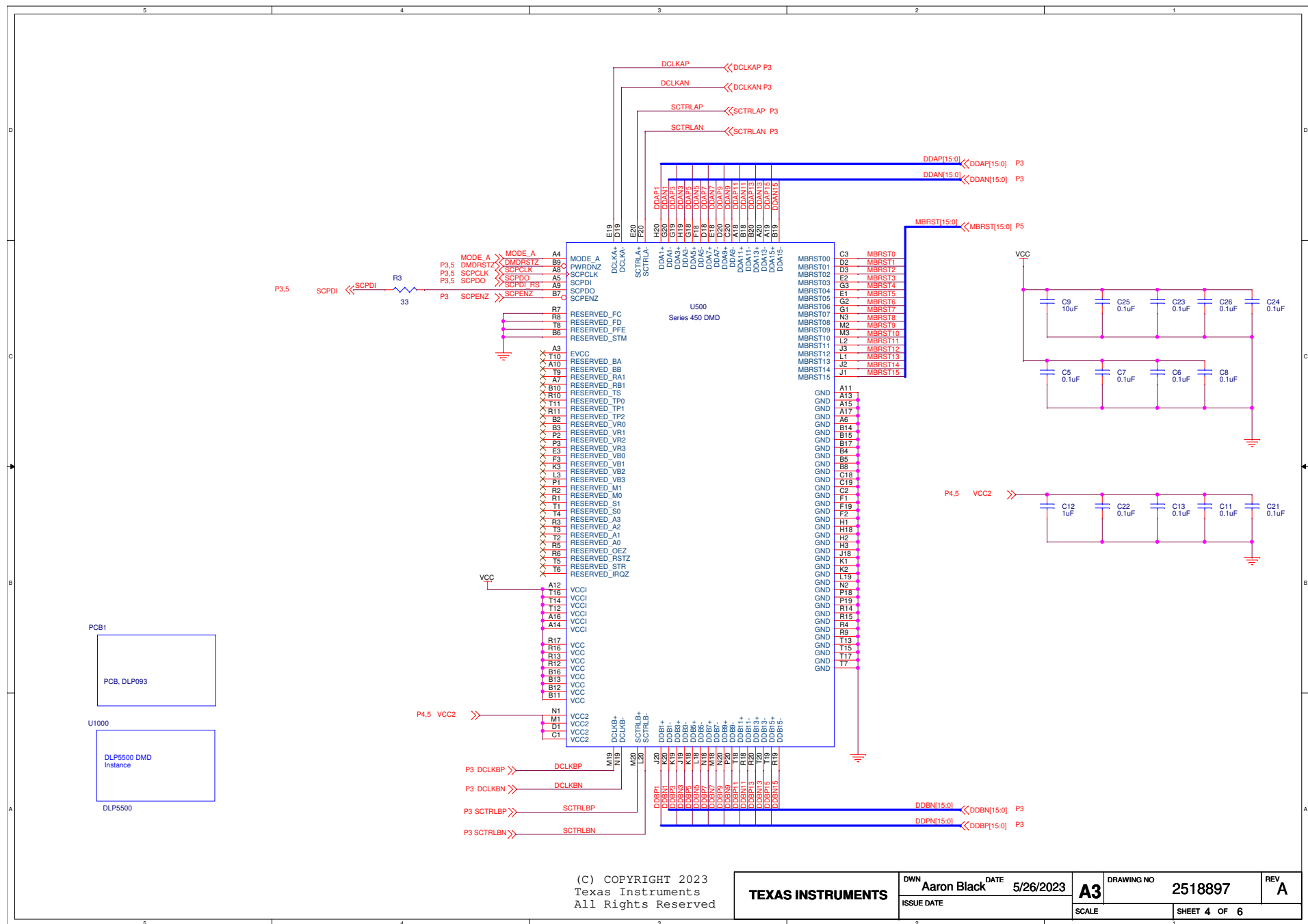
DRAWING NO 2518897

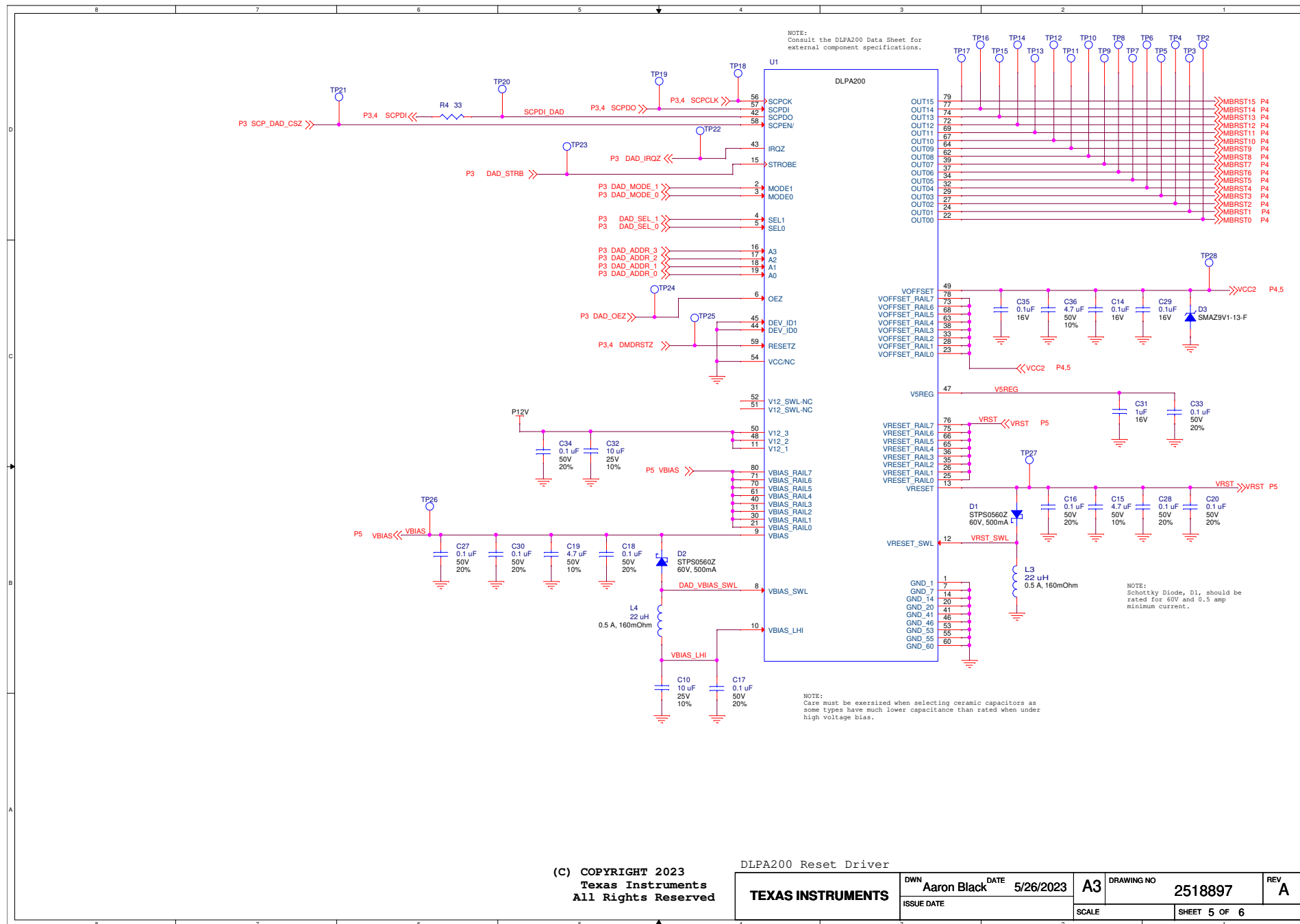
REV A

SCALE

SHEET 2 OF 6







Important Notice and Disclaimer

TI PROVIDES TECHNICAL AND RELIABILITY DATA (INCLUDING DATASHEETS), DESIGN RESOURCES (INCLUDING REFERENCE DESIGNS), APPLICATION OR OTHER DESIGN ADVICE, WEB TOOLS, SAFETY INFORMATION, AND OTHER RESOURCES "AS IS" AND WITH ALL FAULTS, AND DISCLAIMS ALL WARRANTIES, EXPRESS AND IMPLIED, INCLUDING WITHOUT LIMITATION ANY IMPLIED WARRANTIES OF MERCHANTABILITY, FITNESS FOR A PARTICULAR PURPOSE OR NON-INFRINGEMENT OF THIRD PARTY INTELLECTUAL PROPERTY RIGHTS.

These resources are intended for skilled developers designing with TI products. You are solely responsible for (1) selecting the appropriate TI products for your application, (2) designing, validating and testing your application, and (3) ensuring your application meets applicable standards, and any other safety, security, regulatory or other requirements.

These resources are subject to change without notice. TI grants you permission to use these resources only for development of an application that uses the TI products described in the resource. Other reproduction and display of these resources is prohibited. No license is granted to any other TI intellectual property right or to any third party intellectual property right. TI disclaims responsibility for, and you will fully indemnify TI and its representatives against, all claims, damages, costs, losses, and liabilities arising out of your use of these resources.

TI's products are provided subject to TI's Terms of Sale or other applicable terms available either on ti.com or provided in conjunction with such TI products. TI's provision of these resources does not expand or otherwise alter TI's applicable warranties or warranty disclaimers for TI products.

TI objects to and rejects any additional or different terms you may have proposed.

(C) COPYRIGHT 2023  
Texas Instruments  
All Rights Reserved

TEXAS INSTRUMENTS

DWN	Aaron Black	DATE	5/26/2023	A3	DRAWING NO	2518897	REV	A
ISSUE DATE				SCALE		SHEET 6 OF 6		