



## ABSTRACT

This report covers the radiation characterization results of the SN54SC8T374-SEP, radiation tolerant octal edge-triggered D-type flip-flops with 3-state outputs. The study was done to determine Total Ionizing Dose (TID) effects under high dose rate (HDR) to 30krad(Si). Radiation Lot Acceptance Testing (RLAT) will be performed using five units at a dose level of 30krad(Si) per MIL-STD-883 TM 1019. All future wafer lots will be tested under the same conditions. The device is manufactured in pure CMOS process. HDR TID response is the worst case. TID HDR characterization was performed per TM 1019.

The SN54SC8T374-SEP is packaged in a space enhanced plastic package for low outgassing characteristics and is Single Event Latch-Up (SEL) immune up to 50MeV-cm<sup>2</sup>/mg, which makes the device an option for low Earth orbit space applications. Single Event Transient (SET) data is also provided in the Single Event Effects Radiation Report.

For full total ionizing dose characterization results, see [SN54SC8T595-SEP Total Ionizing Dose \(TID\) Report](#).

---

## Table of Contents

<b>1 Device Information</b> .....	2
1.1 Device Details.....	2
<b>2 Total Dose Test Setup</b> .....	3
2.1 Test Overview.....	3
2.2 Test Description and Facilities.....	3
2.3 Test Setup Details.....	3
2.4 Test Configuration and Condition.....	4
<b>3 TID Characterization Test Results</b> .....	5
3.1 TID Characterization Summary Results.....	5
3.2 Specification Compliance Matrix.....	6
<b>4 Reference Documents</b> .....	7
<b>5 Appendix: HDR TID Report Data</b> .....	7

## List of Figures

Figure 2-1. SN54SC8T374-SEP Bias Diagram.....	3
---	---

## List of Tables

Table 1-1. Device and Exposure Details.....	2
Table 2-1. HDR Device Information.....	4
Table 3-1. Electrical Parameters Table.....	6

## Trademarks

All trademarks are the property of their respective owners.

## 1 Device Information

The SN54SC8T374-SEP device is an octal edge-triggered D-type flip-flops with 3-state outputs. These 8-bit flip-flops feature 3-state outputs designed specifically for driving highly capacitive or relatively low-impedance loads. They are particularly suitable for implementing buffer registers, I/O ports, bidirectional bus drivers, and working registers.

### 1.1 Device Details

Table 1-1 lists the device information used for TID HDR characterization and qualification.

**Table 1-1. Device and Exposure Details**

TID HDR Details: Up To 30krad(Si)	
TI Device Number	SN54SC8T374-SEP
VID Number	V62/25627
Package	20-pin PW (TSSOP)
Technology	LBC9
Die Lot Number	3282525RFB
A/T Lot Number and Date Code	4167090ML4 / 42C6S4K
Quantity Tested	6 irradiated devices + 4 control
Lot Accept or Reject	Devices passed 30krad(Si)
HDR Radiation Facility	Texas Instruments CLAB in Dallas, Texas
HDR Dose Level	30krad(Si)
HDR Dose Rate	170.24rad(Si)/s ionizing radiation
Effective Dose Rate 30krad(Si) with 72 hour Anneal	115.74mrad(Si)/s ionizing radiation
HDR Radiation Source	Gammacell 220 Excel (GC-220E) Co-60
Irradiation Temperature	Ambient, room temperature

## 2 Total Dose Test Setup

### 2.1 Test Overview

The SN54SC8T374-SEP samples were irradiated at a high dose rate of 170.24rad(Si)/s up to 30krad(Si) (115.74mrad(Si)/s effective does rate for 30krad(Si) with 72 hour anneal) and then put through full electrical parametric testing on the production Automated Test Equipment (ATE). The samples were functional and passed all electrical parametric tests with readings within data sheet electrical specification limits.

### 2.2 Test Description and Facilities

The SN54SC8T374-SEP HDR exposure was performed on biased devices in a Co-60 gamma cell at TI facility in Dallas, Texas. The un-attenuated dose rate of this cell is 170.24rads(Si)/s (115.74mrad(Si)/s effective does rate of 30krad(Si) with 72 hour anneal). After exposure, the devices were packed in dry ice (per MIL-STD-883 Method 1019.9 section 3.10) and full post radiation electrical evaluation using Texas Instruments ATE was conducted. ATE test limits are set per data sheet electrical limits based on qualification and characterization data. Post radiation measurements were taken within 30 minutes of removing the devices from the dry ice container. The devices were allowed to reach room temperature prior to electrical post radiation measurements.

### 2.3 Test Setup Details

The devices were tested in biased conditions as described in the following sections.

#### 2.3.1 Bias Diagram

Figure 2-1 shows the bias conditions for each pin during irradiation.

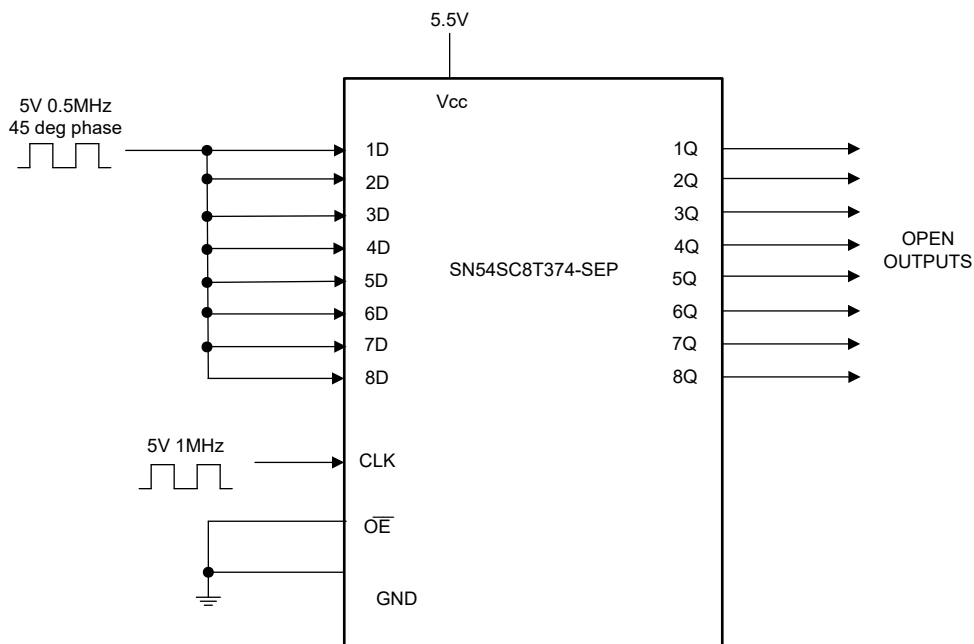


Figure 2-1. SN54SC8T374-SEP Bias Diagram

## 2.4 Test Configuration and Condition

The HDR RLAT units were irradiated to 30krad(Si), parametrically tested on ATE, and then were annealed at 25°C for 72 hours. The units that were irradiated to 30krad(Si) and were annealed for 72 hours are denoted as 31krad(Si) in [Section 5](#). ATE parametric testing was completed before and after the anneal.

[Table 2-1](#) lists the serialized samples used for TID characterization.

**Table 2-1. HDR Device Information**

Control Group	HDR Dose Rate = 170.24rad(Si)/s Effective Dose Rate (30krad + Anneal 72 hours) = 115.74mrad(Si)/s	
Total Samples: 4	Total Samples: 6 Biased	
	Exposure Levels	
0krad (Si)	30krad(Si)	
Biased	Biased	Biased + 72 hour anneal
1 - 4	5 - 10	5a - 10a

## 3 TID Characterization Test Results

### 3.1 TID Characterization Summary Results

The parametric data for the SN54SC8T374-SEP passes up to 30krad(Si) (with 72 hour room temperature anneal) HDR TID irradiation. The drifts of the electrical parameters through HDR were within the data sheet limits.

Overall, the SN54SC8T374-SEP showed a strong degree of hardness to HDR TID irradiation up to 30krad(Si). The measurements taken post-irradiation for each sample set showed a marginal shift for most parameters at each dose level. The parameters that did show a greater degree of change between pre- and post-irradiation were still within the electrical performance characteristics specified in the data sheet electrical parameters. For the data sheet electrical parameters and associated tests, see [SN54SC8T374-SEP Radiation-Tolerant, Octal Edge-Triggered D-Type Flip-Flops with 3-State Outputs](#).

See [Section 5](#) for HDR report up to 30 krad(Si).

### 3.2 Specification Compliance Matrix

**Table 3-1. Electrical Parameters Table**

Parameter	Test Conditions	V <sub>CC</sub>	T <sub>A</sub> = -55°C to +125°C			Unit	Test Name
			MIN	TYP	MAX		
V <sub>T+</sub> 1	Positive-going input threshold voltage	1.2V to 1.3V	0.31	0.655	1.1	V	VTP_1P2V
		1.65V to 2V	0.39	0.915	1.32		VTP_1P65V
		2.25V to 2.75V	0.51	1.09	1.51		VTP_2P25V
		3V to 3.6V	0.65	1.2	1.7		VTP_3V
		4.5V to 5.5V	0.87	1.51	2.16		VTP_4P5V, VTP_5P5V
V <sub>T-</sub> 1	Negative-going input threshold voltage	1.2V to 1.3V	0.11	0.349	0.60	V	VTN_1P2V
		1.65V to 2V	0.18	0.455	0.63		VTN_1P65V
		2.25V to 2.75V	0.25	0.545	0.74		VTN_2P25V
		3V to 3.6V	0.33	0.635	0.85		VTN_3V
		4.5V to 5.5V	0.45	0.755	1.14		VTN_4P5V, VTN_5P5V
ΔV <sub>T</sub> 1	Hysteresis (V <sub>T+</sub> - V <sub>T-</sub> )	1.2V to 1.3V	0.2	0.29	0.77	V	DELTAVT_1P2V
		1.65V to 2V	0.21	0.43	0.88		DELTAVT_1P65V
		2.25V to 2.75V	0.25	0.54	0.91		DELTAVT_2P25V
		3V to 3.6V	0.31	0.63	0.91		DELTAVT_3V
		4.5V to 5.5V	0.43	0.75	1.05		DELTAVT_4P5V, DELTAVT_5P5V
V <sub>IH</sub>	High-level input voltage	1.2V to 1.3V	0.78			V	VIH_1P2V
		1.65V to 2V	1.1				VIH_1P65V
		2.25V to 2.75V	1.28				VIH_2P25V
		3V to 3.6V	1.45				VIH_3V
		4.5V to 5.5V	2				VIH_4P5V, VIH_5P5V
V <sub>IL</sub>	Low-Level input voltage	1.2V to 1.3V			0.18	V	VIL_1P2V
		1.65V to 2V			0.5		VIL_1P65V
		2.25V to 2.75V			0.65		VIL_2P25V
		3V to 3.6V			0.75		VIL_3V
		4.5V to 5.5V			0.85		VIL_4P5V, VIL_5P5V
V <sub>OH</sub> 2	I <sub>OH</sub> = -50μA	1.2V to 5.5V	V <sub>CC</sub> -0.2			V	VOH_N50UA_1P2V, VOH_N50UA_5P5V
	I <sub>OH</sub> = -1mA	1.2V	0.8				VOH_N1MA_1P2V
	I <sub>OH</sub> = -2mA	1.65V to 2V	1.21				VOH_N2MA_1P65V
	I <sub>OH</sub> = -3mA	2.25V to 2.75V	1.93				VOH_N3MA_2P25V
	I <sub>OH</sub> = -5.5mA	3V to 3.6V	2.49				VOH_N5P5MA_3V
	I <sub>OH</sub> = -8mA	4.5V to 5.5V	3.95				VOH_N8MA_4P5V
	I <sub>OH</sub> = -24mA	4.5V to 5.5V	3.15				VOH_N24MA_5P5V
V <sub>OL</sub>	I <sub>OL</sub> = 50μA	1.2V to 5.5V			0.1	V	VOL_50UA_1P2V, VOL_50UA_5P5V
	I <sub>OL</sub> = 1mA	1.2V			0.2		VOL_1MA_1P2V
	I <sub>OL</sub> = 2mA	1.65V to 2V			0.25		VOL_2MA_1P65V
	I <sub>OL</sub> = 3mA	2.25V to 2.75V			0.2		VOL_3MA_2P25V
	I <sub>OL</sub> = 5.5mA	3V to 3.6V			0.25		VOL_5P5MA_3V
	I <sub>OL</sub> = 8mA	4.5V to 5.5V			0.35		VOL_8MA_4P5V
	I <sub>OL</sub> = 24mA	4.5V to 5.5V			0.75		VOL_24MA_5P5V
I <sub>CC</sub>	V <sub>I</sub> = V <sub>CC</sub> or GND, I <sub>O</sub> = 0	1.2V to 5.5V		2	220	μA	ICC_5P5V
ΔI <sub>CC</sub>	One input at 0.3V or 3.4V, other inputs at V <sub>CC</sub> or GND	5.5V			1.5	mA	DELTAICC_5P5V
	One input at 0.3V or 1.1V, other inputs at V <sub>CC</sub> or GND	1.8V			68	μA	DELTAICC_1P8V
I <sub>OZ</sub> 3	V <sub>O</sub> = V <sub>CC</sub> or GND	5.5V			±26	μA	IOZ_5P5V
I <sub>I</sub>	V <sub>I</sub> = 0V to V <sub>CC</sub>	V <sub>I</sub> = 0V to V <sub>CC</sub>			±1	μA	II_5P5V

- Schmitt-trigger input devices only.
- Push-pull output devices only.
- 3-State output devices only.

## 4 Reference Documents

Texas Instruments total ionizing dose radiation (total dose) test procedure follows the standards put forth in MIL-STD-883 TM 1019. The document can be found at the DLA website.

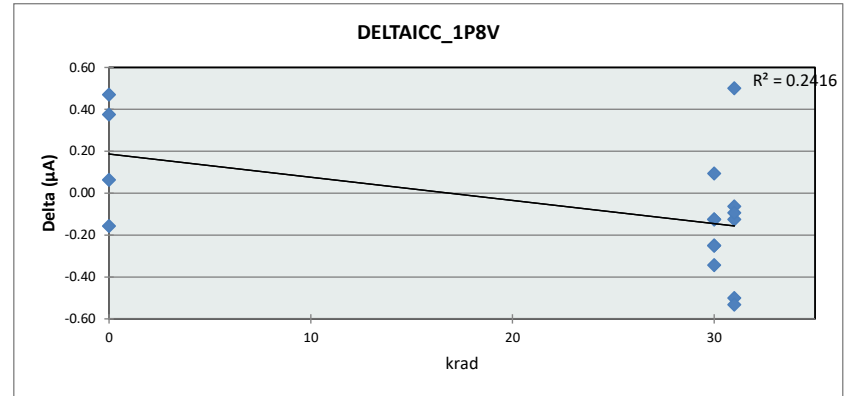
## 5 Appendix: HDR TID Report Data

This appendix provides the SN54SC8T374-SEP TID HDR report. The report shows the variation for each parameter up to 30krad(Si).

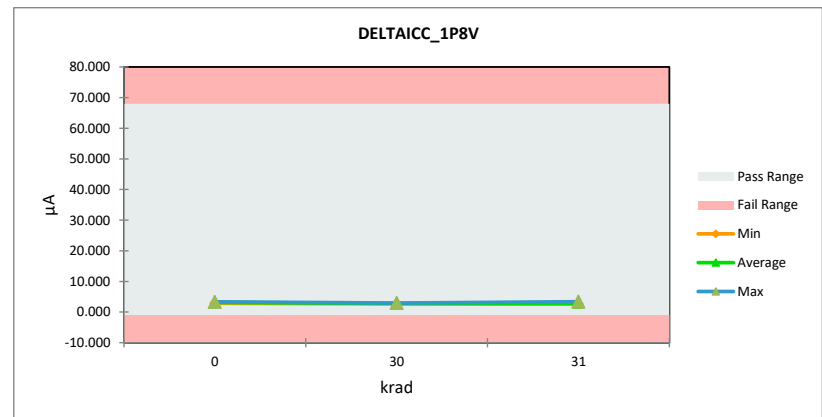
# TID Report

## SN54SC8T374-SEP

DELTAICC_1P8V						
Units	μA					
Max Limit	68					
Min Limit	-1					
krad	Serial #	PreTestHDR	PostTestHDR	Delta	Delta %	% of Limit Range
0	1	2.973	3.036	0.06	2.12%	0.09%
0	2	2.942	3.317	0.38	12.75%	0.54%
0	3	2.785	3.255	0.47	16.88%	0.68%
0	4	3.036	2.879	-0.16	-5.17%	0.23%
30	5	2.973	2.848	-0.13	-4.20%	0.18%
30	6	2.848	2.942	0.09	3.30%	0.14%
30	7	2.973	2.848	-0.13	-4.20%	0.18%
30	8	3.161	2.817	-0.34	-10.88%	0.50%
30	9	2.879	2.629	-0.25	-8.68%	0.36%
30	10	3.130	2.879	-0.25	-8.02%	0.36%
31	5a	2.973	2.848	-0.13	-4.20%	0.18%
31	6a	2.848	2.785	-0.06	-2.21%	0.09%
31	7a	2.973	2.879	-0.09	-3.16%	0.14%
31	8a	3.161	2.660	-0.50	-15.85%	0.73%
31	9a	2.879	3.380	0.50	17.40%	0.73%
31	10a	3.130	2.598	-0.53	-17.00%	0.77%
Max	3.161	3.380	0.22	17.40%	0.77%	
Average	2.979	2.913	-0.07	-1.95%	0.37%	
Min	2.785	2.598	-0.19	-17.00%	0.09%	
Std Dev	0.118	0.231	0.11	10.32%	0.25%	



DELTAICC_1P8V			
Units	μA		
Max Limit	68		
Min Limit	-1		
krad	0	30	31
LL	-1.000	-1.000	-1.000
Min	2.879	2.629	2.598
Average	3.122	2.827	2.858
Max	3.317	2.942	3.380
UL	68.000	68.000	68.000

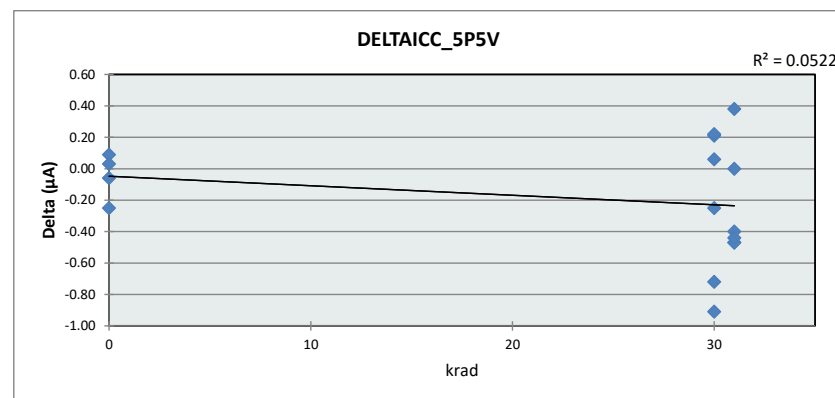




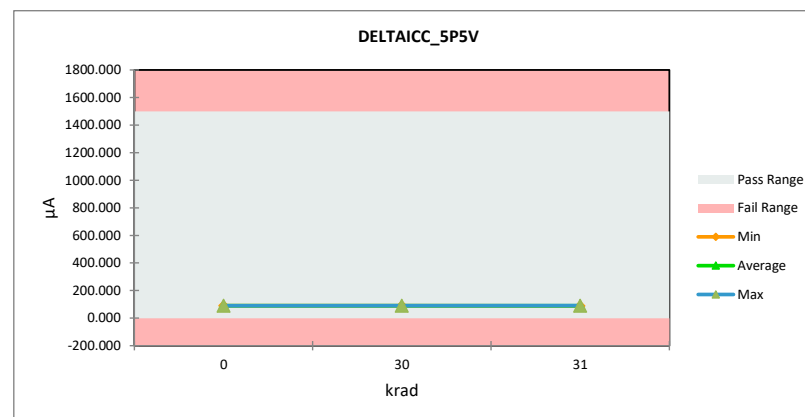
# TID Report

## SN54SC8T374-SEP

DELTAICC_5P5V						
Units	μA					
Max Limit	1500					
Min Limit	-1					
krad	Serial #	PreTestHDR	PostTestHDR	Delta	Delta %	% of Limit Range
0	1	90.420	90.510	0.09	0.10%	0.01%
0	2	90.290	90.320	0.03	0.03%	0.00%
0	3	90.010	89.950	-0.06	-0.07%	0.00%
0	4	90.350	90.100	-0.25	-0.28%	0.02%
30	5	90.260	90.320	0.06	0.07%	0.00%
30	6	90.350	89.630	-0.72	-0.80%	0.05%
30	7	89.760	89.510	-0.25	-0.28%	0.02%
30	8	89.420	89.630	0.21	0.23%	0.01%
30	9	89.480	89.700	0.22	0.25%	0.01%
30	10	90.140	89.230	-0.91	-1.01%	0.06%
31	5a	90.260	90.640	0.38	0.42%	0.03%
31	6a	90.350	89.950	-0.40	-0.44%	0.03%
31	7a	89.760	89.290	-0.47	-0.52%	0.03%
31	8a	89.420	88.950	-0.47	-0.53%	0.03%
31	9a	89.480	89.480	0.00	0.00%	0.00%
31	10a	90.140	89.700	-0.44	-0.49%	0.03%
Max	90.420	90.640	0.22	0.42%	0.06%	
Average	89.993	89.807	-0.19	-0.21%	0.02%	
Min	89.420	88.950	-0.47	-1.01%	0.00%	
Std Dev	0.377	0.480	0.10	0.40%	0.02%	



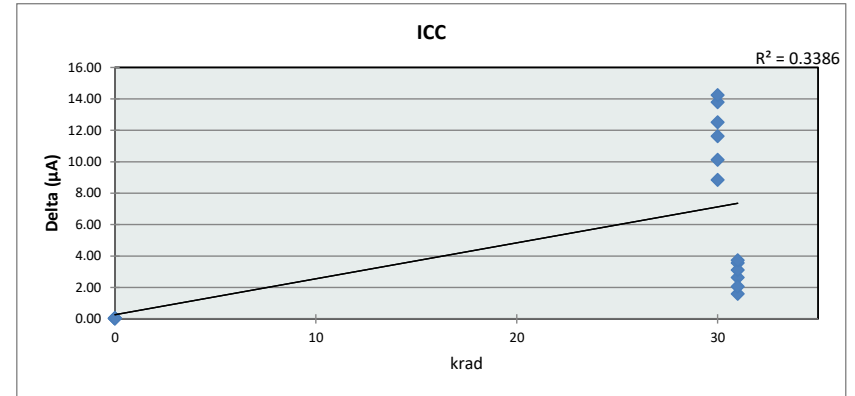
DELTAICC_5P5V			
Units	μA		
Max Limit	1500		
Min Limit	-1		
krad	0	30	31
LL	-1.000	-1.000	-1.000
Min	89.950	89.230	88.950
Average	90.220	89.670	89.668
Max	90.510	90.320	90.640
UL	1500.000	1500.000	1500.000



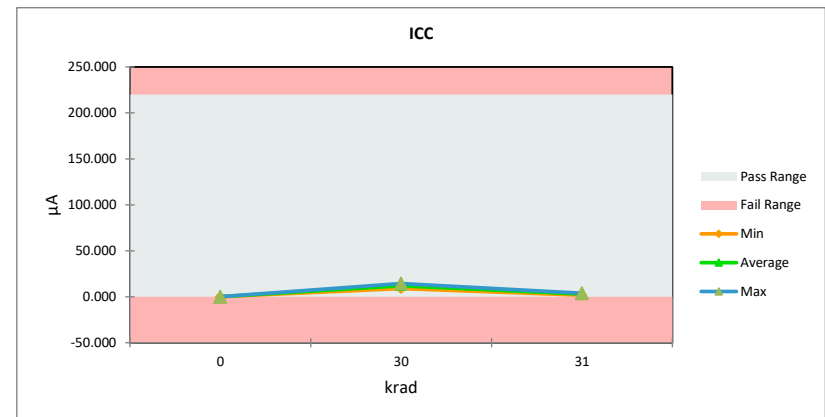
# TID Report

## SN54SC8T374-SEP

ICC						
Units	μA					
Max Limit	220					
Min Limit	-0.1					
krad	Serial #	PreTestHDR	PostTestHDR	Delta	Delta %	% of Limit Range
0	1	0.049	0.073	0.02	49.55%	0.01%
0	2	0.019	0.054	0.04	190.35%	0.02%
0	3	0.019	0.065	0.05	237.90%	0.02%
0	4	0.034	0.074	0.04	116.11%	0.02%
30	5	0.027	11.650	11.62	43305.37%	5.28%
30	6	0.046	8.887	8.84	19215.37%	4.02%
30	7	0.039	13.830	13.79	34992.62%	6.27%
30	8	0.007	12.510	12.50	186060.71%	5.68%
30	9	0.128	14.370	14.24	11091.59%	6.47%
30	10	0.049	10.170	10.12	20457.91%	4.60%
31	5a	0.027	2.654	2.63	9788.23%	1.19%
31	6a	0.046	1.636	1.59	3455.75%	0.72%
31	7a	0.039	3.595	3.56	9022.05%	1.62%
31	8a	0.007	3.123	3.12	46373.21%	1.42%
31	9a	0.128	3.863	3.73	2908.57%	1.70%
31	10a	0.049	2.110	2.06	4165.21%	0.94%
	Max	0.128	14.370	14.24	186060.71%	6.47%
	Average	0.045	5.542	5.50	24464.41%	2.50%
	Min	0.007	0.054	0.05	49.55%	0.01%
	Std Dev	0.036	5.372	5.34	45766.53%	2.44%



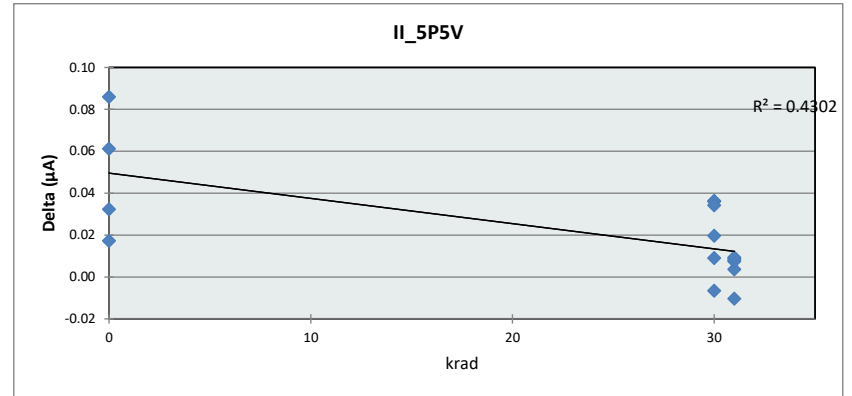
ICC			
Units	μA		
Max Limit	220		
Min Limit	-0.1		
krad	0	30	31
LL	-0.100	-0.100	-0.100
Min	0.054	8.887	1.636
Average	0.067	11.903	2.830
Max	0.074	14.370	3.863
UL	220.000	220.000	220.000



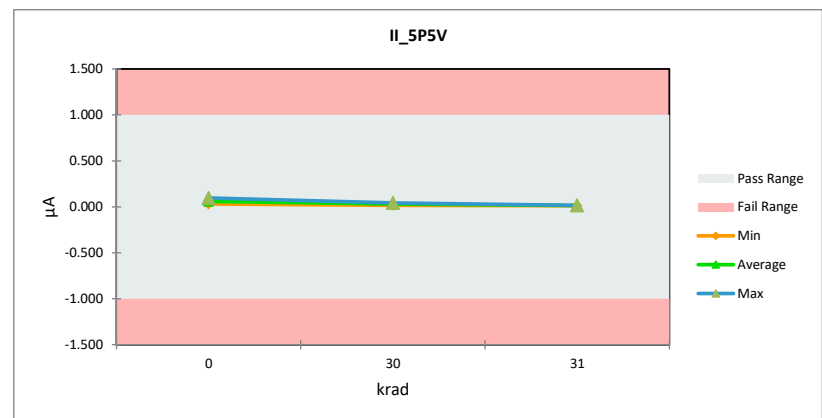
# TID Report

## SN54SC8T374-SEP

II_5P5V						
Units	μA					
Max Limit	1					
Min Limit	-1					
krad	Serial #	PreTestHDR	PostTestHDR	Delta	Delta %	% of Limit Range
0	1	0.007	0.039	0.03	469.87%	1.61%
0	2	0.014	0.031	0.02	125.51%	0.86%
0	3	0.009	0.070	0.06	668.76%	3.06%
0	4	0.010	0.096	0.09	826.73%	4.30%
30	5	0.007	0.016	0.01	123.95%	0.45%
30	6	0.025	0.018	-0.01	-26.74%	0.33%
30	7	0.008	0.028	0.02	239.43%	0.98%
30	8	0.005	0.041	0.04	765.82%	1.82%
30	9	0.007	0.043	0.04	495.92%	1.80%
30	10	0.005	0.039	0.03	731.69%	1.71%
31	5a	0.007	0.015	0.01	111.00%	0.40%
31	6a	0.025	0.014	-0.01	-42.00%	0.52%
31	7a	0.008	0.012	0.00	44.53%	0.18%
31	8a	0.005	0.013	0.01	183.12%	0.43%
31	9a	0.007	0.015	0.01	102.32%	0.37%
31	10a	0.005	0.014	0.01	200.86%	0.47%
Max		0.025	0.096	0.07	826.73%	4.30%
Average		0.010	0.032	0.02	313.80%	1.21%
Min		0.005	0.012	0.01	-42.00%	0.18%
Std Dev		0.006	0.024	0.02	298.15%	1.14%



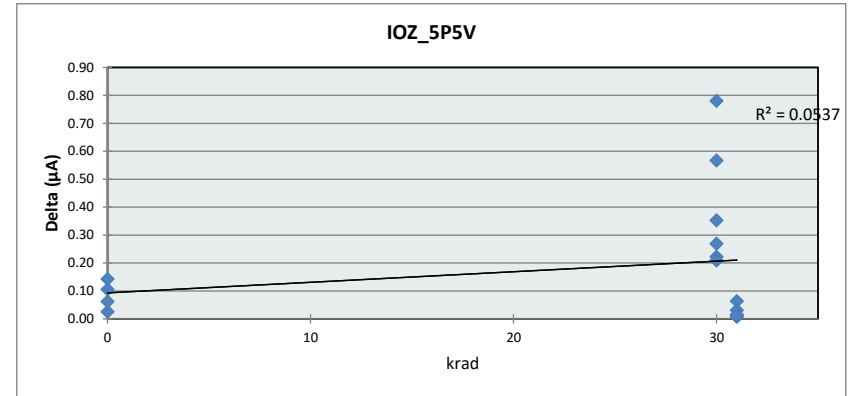
II_5P5V			
Units	μA		
Max Limit	1		
Min Limit	-1		
krad	0	30	31
LL	-1.000	-1.000	-1.000
Min	0.031	0.016	0.012
Average	0.059	0.031	0.014
Max	0.096	0.043	0.015
UL	1.000	1.000	1.000



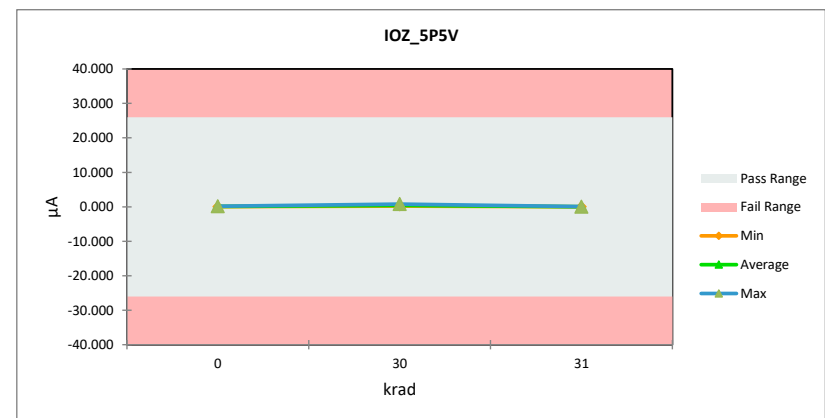
# TID Report

## SN54SC8T374-SEP

IOZ_5P5V						
Units	μA					
Max Limit	26					
Min Limit	-26					
krad	Serial #	PreTestHDR	PostTestHDR	Delta	Delta %	% of Limit Range
0	1	0.006	0.031	0.03	434.17%	0.05%
0	2	0.006	0.068	0.06	1063.88%	0.12%
0	3	0.007	0.112	0.11	1550.92%	0.20%
0	4	0.006	0.149	0.14	2393.71%	0.27%
30	5	0.028	0.251	0.22	783.02%	0.43%
30	6	0.005	0.274	0.27	5321.62%	0.52%
30	7	0.007	0.787	0.78	11764.92%	1.50%
30	8	0.006	0.359	0.35	5572.56%	0.68%
30	9	0.004	0.570	0.57	15954.63%	1.09%
30	10	0.002	0.211	0.21	8588.86%	0.40%
31	5a	0.028	0.036	0.01	26.22%	0.01%
31	6a	0.005	0.014	0.01	169.99%	0.02%
31	7a	0.007	0.070	0.06	956.84%	0.12%
31	8a	0.006	0.021	0.01	232.49%	0.03%
31	9a	0.004	0.034	0.03	864.52%	0.06%
31	10a	0.002	0.017	0.01	596.67%	0.03%
Max		0.028	0.787	0.76	15954.63%	1.50%
Average		0.008	0.188	0.18	3517.19%	0.35%
Min		0.002	0.014	0.01	26.22%	0.01%
Std Dev		0.008	0.222	0.21	4763.38%	0.43%



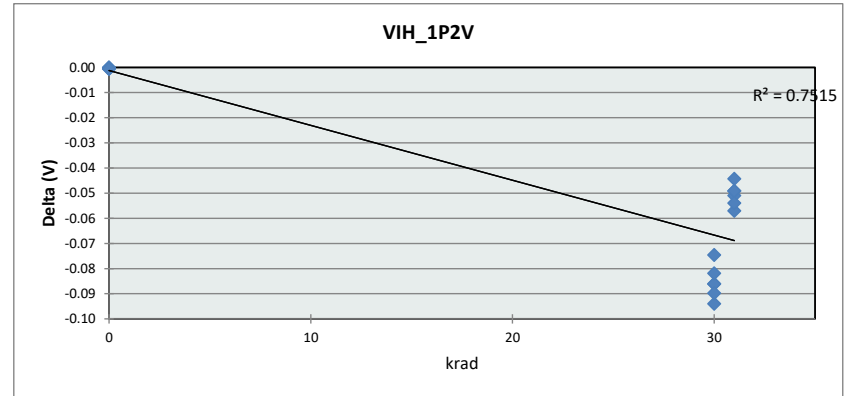
IOZ_5P5V			
Units	μA		
Max Limit	26		
Min Limit	-26		
krad	0	30	31
LL	-26.000	-26.000	-26.000
Min	0.031	0.211	0.014
Average	0.090	0.409	0.032
Max	0.149	0.787	0.070
UL	26.000	26.000	26.000



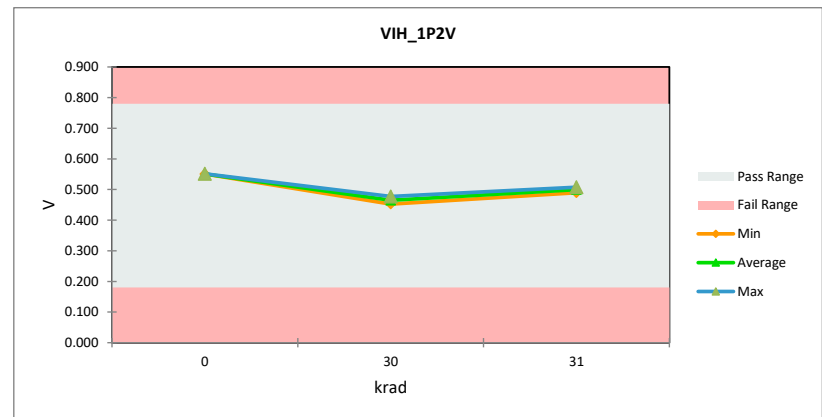
# TID Report

## SN54SC8T374-SEP

VIH_1P2V						
Units	V					
Max Limit	0.78					
Min Limit	0.18					
krad	Serial #	PreTestHDR	PostTestHDR	Delta	Delta %	% of Limit Range
0	1	0.551	0.551	0.00	0.00%	0.00%
0	2	0.551	0.551	0.00	0.00%	0.00%
0	3	0.551	0.551	0.00	-0.11%	0.10%
0	4	0.551	0.551	0.00	-0.11%	0.10%
30	5	0.549	0.463	-0.09	-15.68%	14.35%
30	6	0.552	0.477	-0.07	-13.52%	12.43%
30	7	0.546	0.452	-0.09	-17.21%	15.67%
30	8	0.550	0.464	-0.09	-15.66%	14.35%
30	9	0.552	0.463	-0.09	-16.25%	14.96%
30	10	0.552	0.470	-0.08	-14.84%	13.64%
31	5a	0.549	0.498	-0.05	-9.27%	8.49%
31	6a	0.552	0.508	-0.04	-8.02%	7.38%
31	7a	0.546	0.489	-0.06	-10.43%	9.50%
31	8a	0.550	0.501	-0.05	-8.93%	8.19%
31	9a	0.552	0.498	-0.05	-9.77%	9.00%
31	10a	0.552	0.503	-0.05	-8.90%	8.19%
Max		0.552	0.551	0.00	0.00%	15.67%
Average		0.550	0.499	-0.05	-9.29%	8.52%
Min		0.546	0.452	-0.09	-17.21%	0.00%
Std Dev		0.002	0.035	0.03	6.25%	5.73%



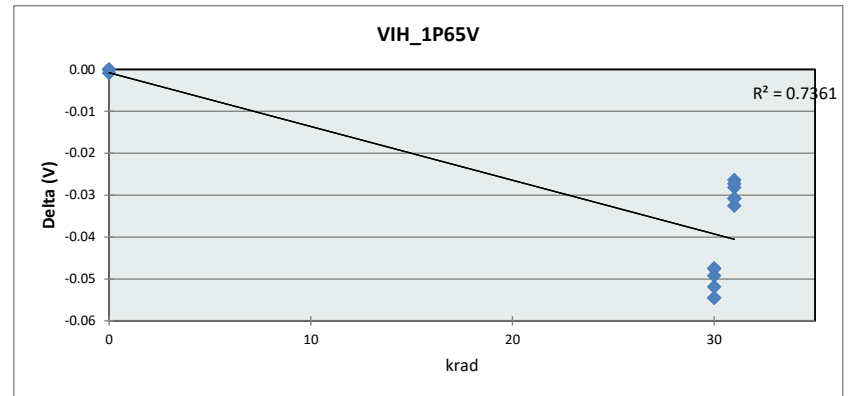
VIH_1P2V			
Units	V		
Max Limit	0.78		
Min Limit	0.18		
krad	0	30	31
LL	0.180	0.180	0.180
Min	0.551	0.452	0.489
Average	0.551	0.465	0.500
Max	0.551	0.477	0.508
UL	0.780	0.780	0.780



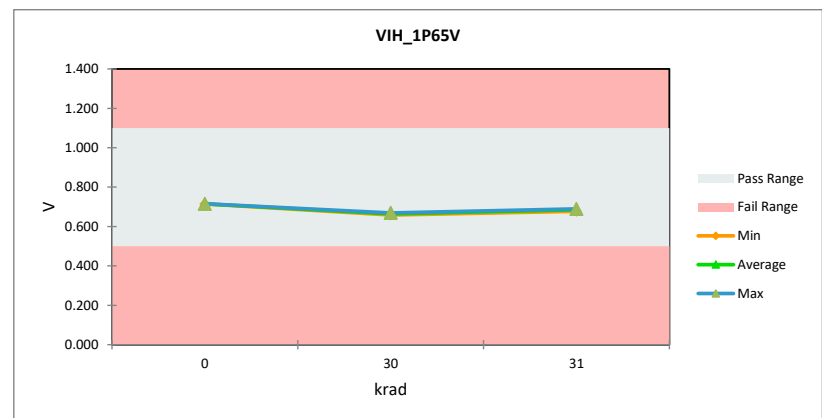
# TID Report

## SN54SC8T374-SEP

VIH_1P65V						
Units	V					
Max Limit	1.1					
Min Limit	0.5					
krad	Serial #	PreTestHDR	PostTestHDR	Delta	Delta %	% of Limit Range
0	1	0.716	0.715	0.00	-0.12%	0.15%
0	2	0.716	0.716	0.00	0.00%	0.00%
0	3	0.715	0.715	0.00	0.00%	0.00%
0	4	0.716	0.716	0.00	0.00%	0.00%
30	5	0.714	0.665	-0.05	-6.90%	8.21%
30	6	0.716	0.669	-0.05	-6.63%	7.91%
30	7	0.710	0.658	-0.05	-7.30%	8.65%
30	8	0.716	0.661	-0.05	-7.62%	9.09%
30	9	0.717	0.663	-0.05	-7.60%	9.09%
30	10	0.716	0.668	-0.05	-6.64%	7.91%
31	5a	0.714	0.686	-0.03	-3.94%	4.69%
31	6a	0.716	0.690	-0.03	-3.68%	4.40%
31	7a	0.710	0.678	-0.03	-4.58%	5.42%
31	8a	0.716	0.685	-0.03	-4.30%	5.13%
31	9a	0.717	0.687	-0.03	-4.29%	5.13%
31	10a	0.716	0.688	-0.03	-3.81%	4.54%
Max	0.717	0.716	0.00	0.00%	9.09%	
Average	0.715	0.685	-0.03	-4.21%	5.02%	
Min	0.710	0.658	-0.05	-7.62%	0.00%	
Std Dev	0.002	0.021	0.02	2.85%	3.40%	



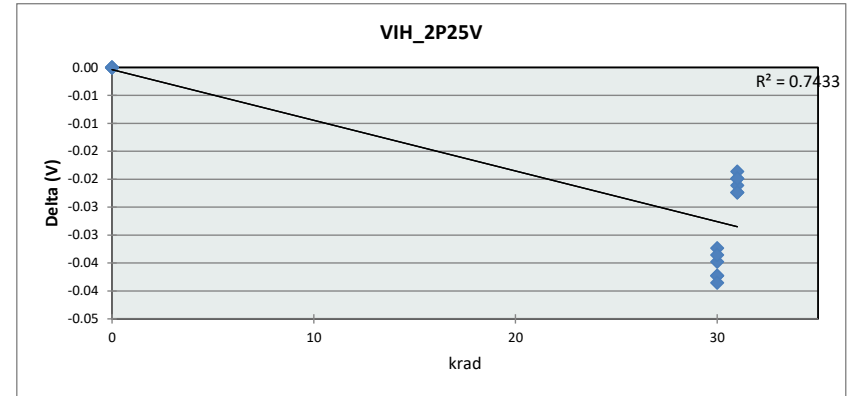
VIH_1P65V			
Units	V		
Max Limit	1.1		
Min Limit	0.5		
krad	0	30	31
LL	0.500	0.500	0.500
Min	0.715	0.658	0.678
Average	0.715	0.664	0.685
Max	0.716	0.669	0.690
UL	1.100	1.100	1.100



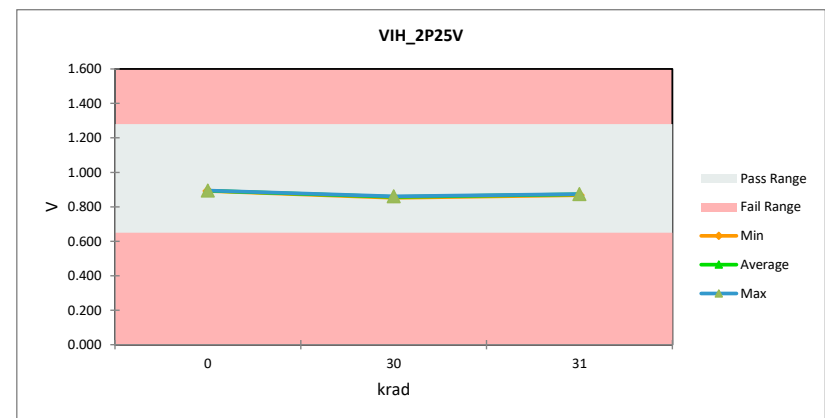
# TID Report

## SN54SC8T374-SEP

VIH_2P25V						
Units	V					
Max Limit	1.28					
Min Limit	0.65					
krad	Serial #	PreTestHDR	PostTestHDR	Delta	Delta %	% of Limit Range
0	1	0.893	0.893	0.00	0.00%	0.00%
0	2	0.894	0.894	0.00	0.00%	0.00%
0	3	0.892	0.892	0.00	0.00%	0.00%
0	4	0.894	0.894	0.00	0.00%	0.00%
30	5	0.891	0.858	-0.03	-3.63%	5.13%
30	6	0.894	0.860	-0.03	-3.89%	5.53%
30	7	0.889	0.852	-0.04	-4.19%	5.92%
30	8	0.893	0.856	-0.04	-4.18%	5.92%
30	9	0.897	0.858	-0.04	-4.30%	6.12%
30	10	0.894	0.861	-0.03	-3.75%	5.33%
31	5a	0.891	0.872	-0.02	-2.09%	2.96%
31	6a	0.894	0.874	-0.02	-2.22%	3.16%
31	7a	0.889	0.867	-0.02	-2.52%	3.55%
31	8a	0.893	0.872	-0.02	-2.37%	3.35%
31	9a	0.897	0.874	-0.02	-2.50%	3.55%
31	10a	0.894	0.874	-0.02	-2.22%	3.16%
Max		0.897	0.894	0.00	0.00%	6.12%
Average		0.893	0.872	-0.02	-2.37%	3.35%
Min		0.889	0.852	-0.04	-4.30%	0.00%
Std Dev		0.002	0.015	0.01	1.61%	2.28%



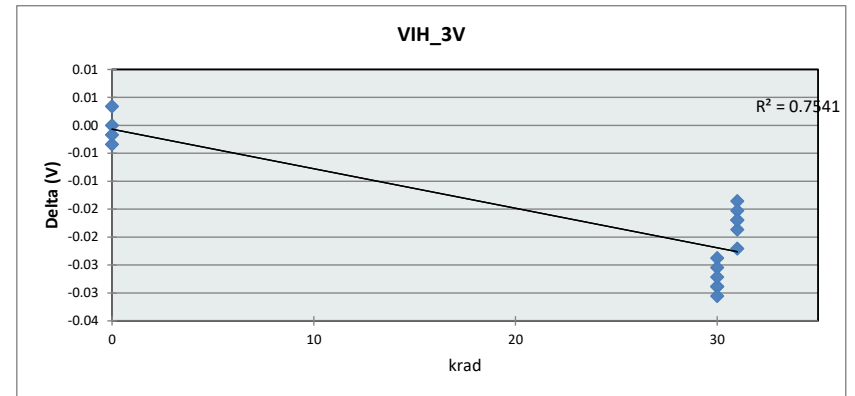
VIH_2P25V			
Units	V		
Max Limit	1.28		
Min Limit	0.65		
krad	0	30	31
LL	0.650	0.650	0.650
Min	0.892	0.852	0.867
Average	0.893	0.858	0.872
Max	0.894	0.861	0.874
UL	1.280	1.280	1.280



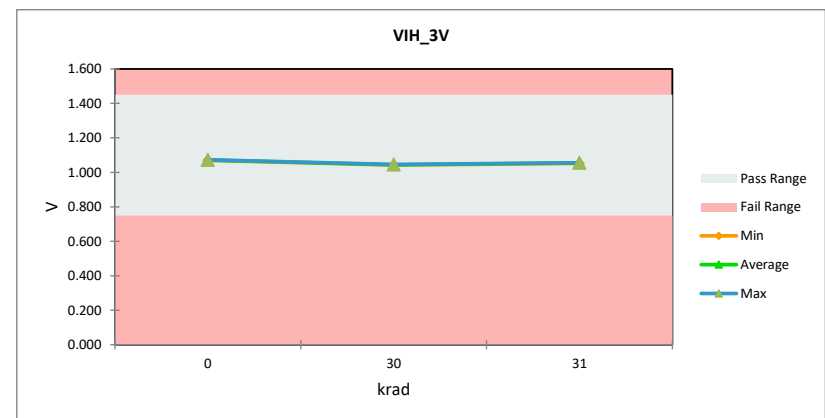
# TID Report

## SN54SC8T374-SEP

		VIH_3V				
Units		V				
Max Limit		1.45				
Min Limit		0.75				
krad	Serial #	PreTestHDR	PostTestHDR	Delta	Delta %	% of Limit Range
0	1	1.070	1.073	0.00	0.32%	0.49%
0	2	1.075	1.071	0.00	-0.32%	0.49%
0	3	1.070	1.070	0.00	0.00%	0.00%
0	4	1.073	1.071	0.00	-0.16%	0.24%
30	5	1.071	1.042	-0.03	-2.69%	4.12%
30	6	1.070	1.046	-0.02	-2.22%	3.40%
30	7	1.068	1.042	-0.03	-2.39%	3.64%
30	8	1.071	1.042	-0.03	-2.69%	4.12%
30	9	1.073	1.046	-0.03	-2.53%	3.88%
30	10	1.075	1.044	-0.03	-2.84%	4.37%
31	5a	1.071	1.053	-0.02	-1.74%	2.67%
31	6a	1.070	1.056	-0.01	-1.27%	1.94%
31	7a	1.068	1.053	-0.02	-1.43%	2.18%
31	8a	1.071	1.054	-0.02	-1.59%	2.43%
31	9a	1.073	1.056	-0.02	-1.58%	2.43%
31	10a	1.075	1.053	-0.02	-2.05%	3.15%
Max		1.075	1.073	0.00	0.32%	4.37%
Average		1.071	1.054	-0.02	-1.57%	2.47%
Min		1.068	1.042	-0.03	-2.84%	0.00%
Std Dev		0.002	0.011	0.01	1.04%	1.49%



		VIH_3V		
Units		V		
Max Limit		1.45		
Min Limit		0.75		
krad		0	30	31
LL		0.750	0.750	0.750
Min		1.070	1.042	1.053
Average		1.071	1.044	1.054
Max		1.073	1.046	1.056
UL		1.450	1.450	1.450

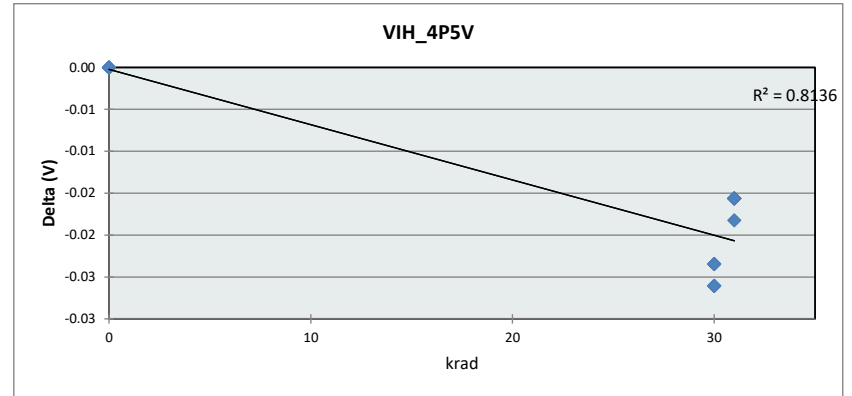




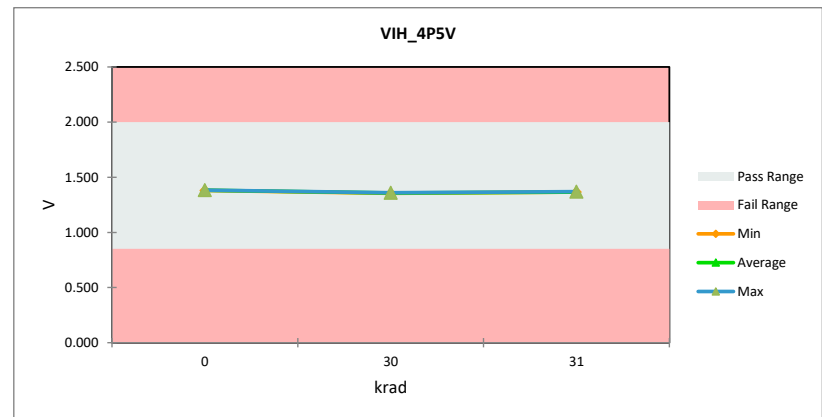
# TID Report

## SN54SC8T374-SEP

VIH_4P5V						
Units	V					
Max Limit	2					
Min Limit	0.85					
krad	Serial #	PreTestHDR	PostTestHDR	Delta	Delta %	% of Limit Range
0	1	1.383	1.383	0.00	0.00%	0.00%
0	2	1.383	1.383	0.00	0.00%	0.00%
0	3	1.380	1.380	0.00	0.00%	0.00%
0	4	1.383	1.383	0.00	0.00%	0.00%
30	5	1.380	1.357	-0.02	-1.70%	2.04%
30	6	1.380	1.357	-0.02	-1.70%	2.04%
30	7	1.383	1.357	-0.03	-1.89%	2.27%
30	8	1.380	1.354	-0.03	-1.89%	2.27%
30	9	1.386	1.359	-0.03	-1.88%	2.27%
30	10	1.383	1.359	-0.02	-1.70%	2.04%
31	5a	1.380	1.365	-0.02	-1.13%	1.36%
31	6a	1.380	1.365	-0.02	-1.13%	1.36%
31	7a	1.383	1.365	-0.02	-1.32%	1.59%
31	8a	1.380	1.365	-0.02	-1.13%	1.36%
31	9a	1.386	1.370	-0.02	-1.13%	1.36%
31	10a	1.383	1.367	-0.02	-1.13%	1.36%
Max		1.386	1.383	0.00	0.00%	2.27%
Average		1.382	1.367	-0.02	-1.11%	1.33%
Min		1.380	1.354	-0.03	-1.89%	0.00%
Std Dev		0.002	0.010	0.01	0.72%	0.87%

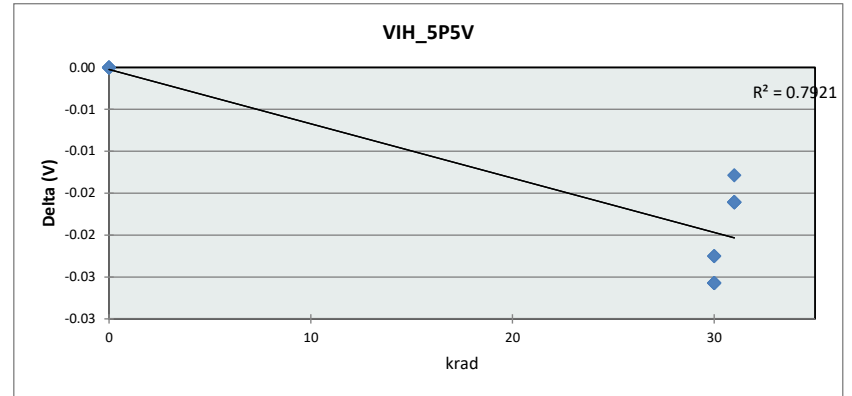


VIH_4P5V			
Units	V		
Max Limit	2		
Min Limit	0.85		
krad	0	30	31
LL	0.850	0.850	0.850
Min	1.380	1.354	1.365
Average	1.382	1.357	1.366
Max	1.383	1.359	1.370
UL	2.000	2.000	2.000

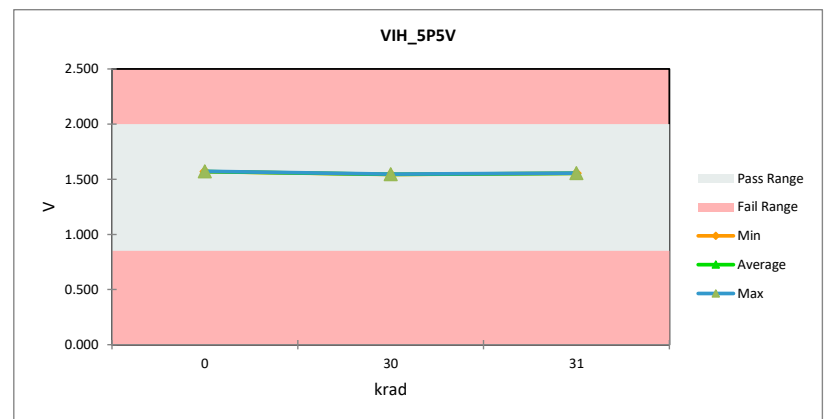


# TID Report SN54SC8T374-SEP

VIH_5P5V						
Units	V					
Max Limit	2					
Min Limit	0.85					
krad	Serial #	PreTestHDR	PostTestHDR	Delta	Delta %	% of Limit Range
0	1	1.572	1.572	0.00	0.00%	0.00%
0	2	1.569	1.569	0.00	0.00%	0.00%
0	3	1.569	1.569	0.00	0.00%	0.00%
0	4	1.569	1.569	0.00	0.00%	0.00%
30	5	1.569	1.543	-0.03	-1.64%	2.24%
30	6	1.569	1.543	-0.03	-1.64%	2.24%
30	7	1.569	1.543	-0.03	-1.64%	2.24%
30	8	1.566	1.543	-0.02	-1.44%	1.96%
30	9	1.572	1.546	-0.03	-1.64%	2.24%
30	10	1.569	1.546	-0.02	-1.43%	1.96%
31	5a	1.569	1.553	-0.02	-1.02%	1.40%
31	6a	1.569	1.553	-0.02	-1.02%	1.40%
31	7a	1.569	1.553	-0.02	-1.02%	1.40%
31	8a	1.566	1.553	-0.01	-0.82%	1.12%
31	9a	1.572	1.556	-0.02	-1.02%	1.40%
31	10a	1.569	1.553	-0.02	-1.02%	1.40%
Max		1.572	1.572	0.00	0.00%	2.24%
Average		1.569	1.554	-0.02	-0.96%	1.31%
Min		1.566	1.543	-0.02	-1.64%	0.00%
Std Dev		0.002	0.010	0.01	0.63%	0.86%



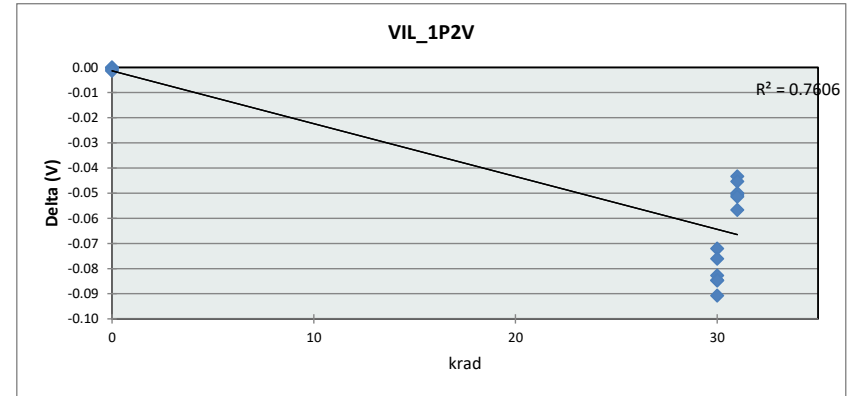
VIH_5P5V			
Units	V		
Max Limit	2		
Min Limit	0.85		
krad	0	30	31
LL	0.850	0.850	0.850
Min	1.569	1.543	1.553
Average	1.570	1.544	1.553
Max	1.572	1.546	1.556
UL	2.000	2.000	2.000



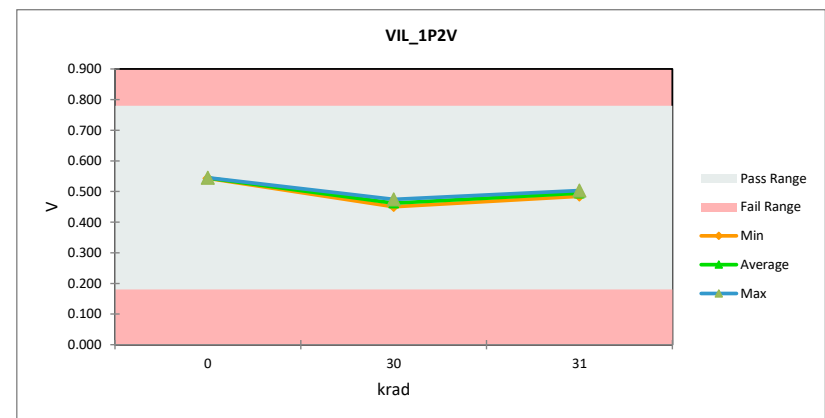
# TID Report

## SN54SC8T374-SEP

VIL_1P2V						
Units	V					
Max Limit	0.78					
Min Limit	0.18					
krad	Serial #	PreTestHDR	PostTestHDR	Delta	Delta %	% of Limit Range
0	1	0.545	0.545	0.00	0.00%	0.00%
0	2	0.543	0.543	0.00	0.00%	0.00%
0	3	0.544	0.544	0.00	-0.12%	0.11%
0	4	0.546	0.544	0.00	-0.24%	0.22%
30	5	0.544	0.461	-0.08	-15.22%	13.79%
30	6	0.546	0.474	-0.07	-13.19%	12.01%
30	7	0.541	0.450	-0.09	-16.77%	15.12%
30	8	0.545	0.460	-0.08	-15.55%	14.12%
30	9	0.544	0.460	-0.08	-15.57%	14.12%
30	10	0.543	0.467	-0.08	-14.01%	12.68%
31	5a	0.544	0.493	-0.05	-9.33%	8.45%
31	6a	0.546	0.503	-0.04	-7.94%	7.23%
31	7a	0.541	0.484	-0.06	-10.48%	9.45%
31	8a	0.545	0.495	-0.05	-9.18%	8.34%
31	9a	0.544	0.493	-0.05	-9.44%	8.56%
31	10a	0.543	0.498	-0.05	-8.35%	7.56%
Max	0.546	0.545	0.00	0.00%	15.12%	
Average	0.544	0.495	-0.05	-9.09%	8.23%	
Min	0.541	0.450	-0.09	-16.77%	0.00%	
Std Dev	0.002	0.033	0.03	6.05%	5.48%	



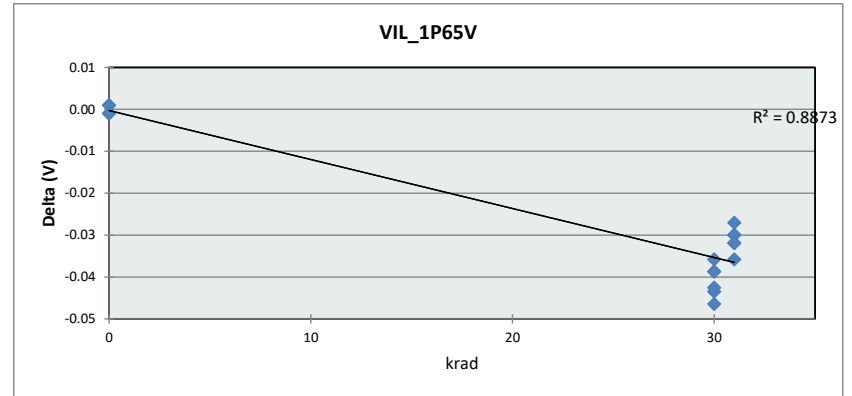
VIL_1P2V			
Units	V		
Max Limit	0.78		
Min Limit	0.18		
krad	0	30	31
LL	0.180	0.180	0.180
Min	0.543	0.450	0.484
Average	0.544	0.462	0.494
Max	0.545	0.474	0.503
UL	0.780	0.780	0.780



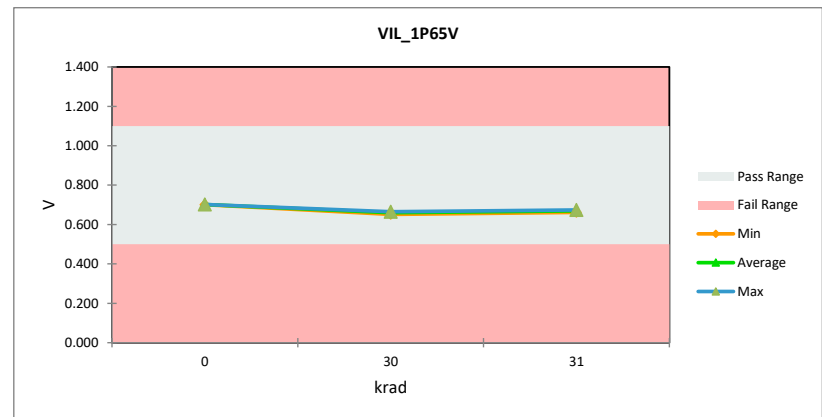
# TID Report

## SN54SC8T374-SEP

VIL_1P65V						
Units	V					
Max Limit	1.1					
Min Limit	0.5					
krad	Serial #	PreTestHDR	PostTestHDR	Delta	Delta %	% of Limit Range
0	1	0.703	0.702	0.00	-0.14%	0.16%
0	2	0.700	0.701	0.00	0.14%	0.16%
0	3	0.701	0.702	0.00	0.14%	0.16%
0	4	0.703	0.702	0.00	-0.14%	0.16%
30	5	0.701	0.662	-0.04	-5.52%	6.45%
30	6	0.704	0.665	-0.04	-5.50%	6.45%
30	7	0.698	0.651	-0.05	-6.65%	7.74%
30	8	0.702	0.658	-0.04	-6.20%	7.25%
30	9	0.703	0.660	-0.04	-6.06%	7.09%
30	10	0.700	0.664	-0.04	-5.11%	5.97%
31	5a	0.701	0.671	-0.03	-4.28%	5.00%
31	6a	0.704	0.674	-0.03	-4.26%	5.00%
31	7a	0.698	0.662	-0.04	-5.13%	5.97%
31	8a	0.702	0.670	-0.03	-4.55%	5.32%
31	9a	0.703	0.671	-0.03	-4.54%	5.32%
31	10a	0.700	0.673	-0.03	-3.87%	4.51%
Max	0.704	0.702	0.00	0.14%	7.74%	
Average	0.701	0.674	-0.03	-3.86%	4.54%	
Min	0.698	0.651	-0.05	-6.65%	0.16%	
Std Dev	0.002	0.017	0.02	2.42%	2.75%	



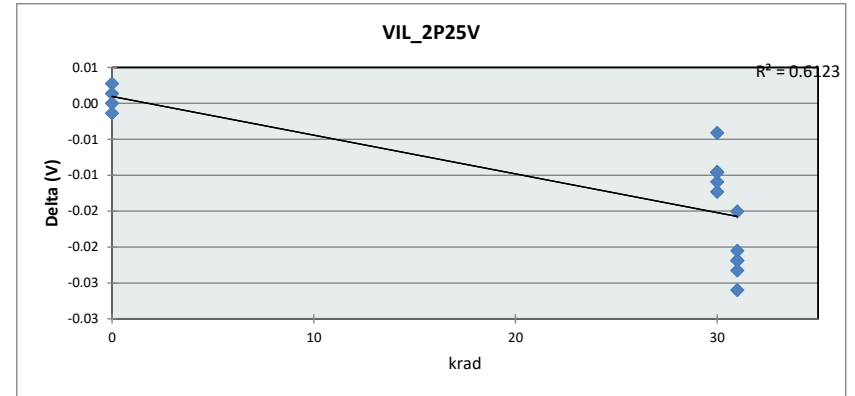
VIL_1P65V			
Units	V		
Max Limit	1.1		
Min Limit	0.5		
krad	0	30	31
LL	0.500	0.500	0.500
Min	0.701	0.651	0.662
Average	0.701	0.660	0.670
Max	0.702	0.665	0.674
UL	1.100	1.100	1.100



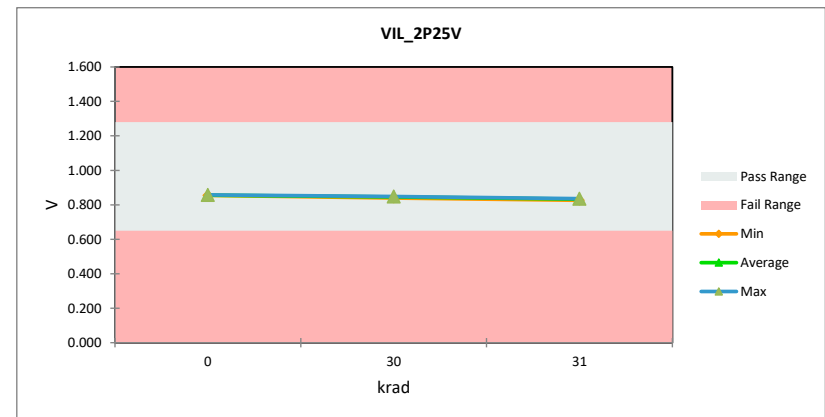
# TID Report

## SN54SC8T374-SEP

VIL_2P25V						
Units	V					
Max Limit	1.28					
Min Limit	0.65					
krad	Serial #	PreTestHDR	PostTestHDR	Delta	Delta %	% of Limit Range
0	1	0.854	0.856	0.00	0.32%	0.43%
0	2	0.856	0.858	0.00	0.16%	0.22%
0	3	0.855	0.855	0.00	0.00%	0.00%
0	4	0.856	0.855	0.00	-0.16%	0.22%
30	5	0.849	0.845	0.00	-0.48%	0.65%
30	6	0.856	0.847	-0.01	-1.12%	1.52%
30	7	0.852	0.840	-0.01	-1.44%	1.95%
30	8	0.854	0.844	-0.01	-1.12%	1.52%
30	9	0.858	0.847	-0.01	-1.28%	1.74%
30	10	0.858	0.848	-0.01	-1.12%	1.52%
31	5a	0.849	0.834	-0.02	-1.77%	2.39%
31	6a	0.856	0.834	-0.02	-2.56%	3.47%
31	7a	0.852	0.826	-0.03	-3.05%	4.12%
31	8a	0.854	0.833	-0.02	-2.40%	3.26%
31	9a	0.858	0.836	-0.02	-2.55%	3.47%
31	10a	0.858	0.834	-0.02	-2.71%	3.69%
Max		0.858	0.858	0.00	0.32%	4.12%
Average		0.855	0.843	-0.01	-1.33%	1.89%
Min		0.849	0.826	-0.02	-3.05%	0.00%
Std Dev		0.003	0.010	0.01	1.10%	1.38%



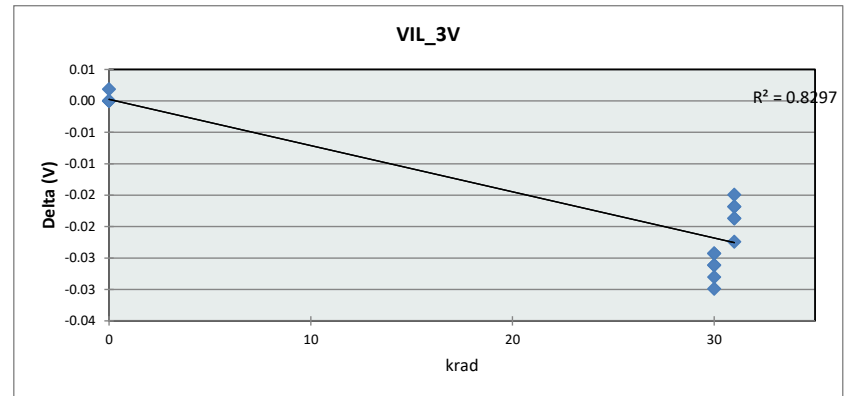
VIL_2P25V			
Units	V		
Max Limit	1.28		
Min Limit	0.65		
krad	0	30	31
LL	0.650	0.650	0.650
Min	0.855	0.840	0.826
Average	0.856	0.845	0.833
Max	0.858	0.848	0.836
UL	1.280	1.280	1.280



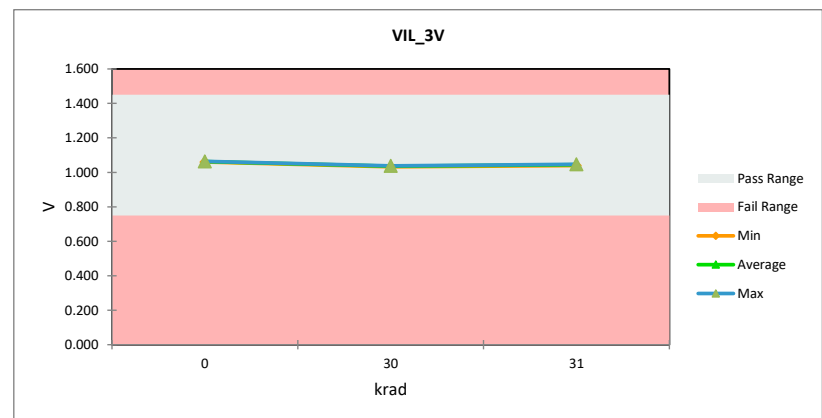
# TID Report

## SN54SC8T374-SEP

		VIL_3V				
Units		V				
Max Limit		1.45				
Min Limit		0.75				
krad	Serial #	PreTestHDR	PostTestHDR	Delta	Delta %	% of Limit Range
0	1	1.062	1.062	0.00	0.00%	0.00%
0	2	1.064	1.064	0.00	0.00%	0.00%
0	3	1.060	1.060	0.00	0.00%	0.00%
0	4	1.062	1.064	0.00	0.18%	0.27%
30	5	1.062	1.036	-0.03	-2.46%	3.74%
30	6	1.064	1.038	-0.03	-2.46%	3.74%
30	7	1.062	1.032	-0.03	-2.81%	4.27%
30	8	1.060	1.036	-0.02	-2.29%	3.47%
30	9	1.064	1.036	-0.03	-2.63%	4.00%
30	10	1.062	1.038	-0.02	-2.29%	3.47%
31	5a	1.062	1.045	-0.02	-1.58%	2.40%
31	6a	1.064	1.045	-0.02	-1.76%	2.67%
31	7a	1.062	1.040	-0.02	-2.11%	3.20%
31	8a	1.060	1.043	-0.02	-1.59%	2.40%
31	9a	1.064	1.045	-0.02	-1.76%	2.67%
31	10a	1.062	1.047	-0.01	-1.41%	2.13%
Max		1.064	1.064	0.00	0.18%	4.27%
Average		1.062	1.046	-0.02	-1.56%	2.40%
Min		1.060	1.032	-0.03	-2.81%	0.00%
Std Dev		0.001	0.011	0.01	1.04%	1.52%



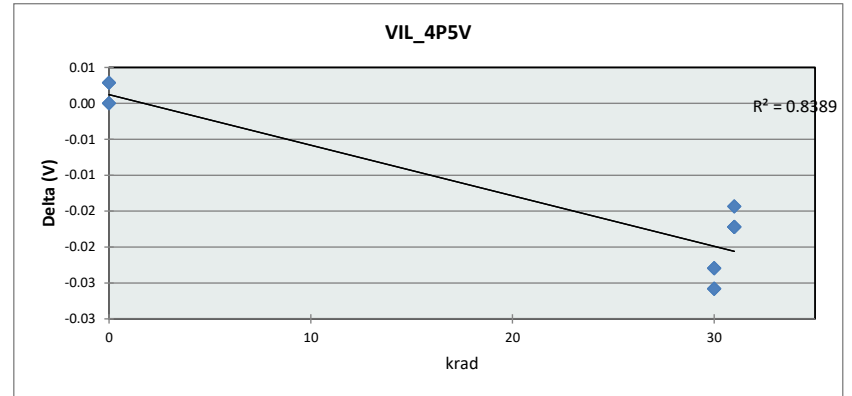
		VIL_3V		
Units		V		
Max Limit		1.45		
Min Limit		0.75		
krad		0	30	31
LL		0.750	0.750	0.750
Min		1.060	1.032	1.040
Average		1.062	1.036	1.044
Max		1.064	1.038	1.047
UL		1.450	1.450	1.450



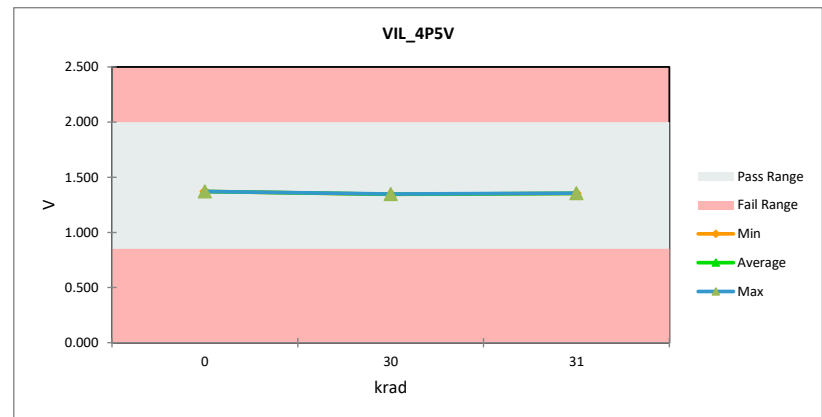
# TID Report

## SN54SC8T374-SEP

VIL_4P5V						
Units	V					
Max Limit	2					
Min Limit	0.85					
krad	Serial #	PreTestHDR	PostTestHDR	Delta	Delta %	% of Limit Range
0	1	1.371	1.371	0.00	0.00%	0.00%
0	2	1.368	1.371	0.00	0.21%	0.25%
0	3	1.368	1.371	0.00	0.21%	0.25%
0	4	1.371	1.371	0.00	0.00%	0.00%
30	5	1.368	1.345	-0.02	-1.68%	2.00%
30	6	1.371	1.345	-0.03	-1.88%	2.24%
30	7	1.371	1.345	-0.03	-1.88%	2.24%
30	8	1.368	1.345	-0.02	-1.68%	2.00%
30	9	1.374	1.348	-0.03	-1.88%	2.24%
30	10	1.371	1.348	-0.02	-1.67%	2.00%
31	5a	1.368	1.354	-0.01	-1.05%	1.25%
31	6a	1.371	1.354	-0.02	-1.26%	1.50%
31	7a	1.371	1.354	-0.02	-1.26%	1.50%
31	8a	1.368	1.354	-0.01	-1.05%	1.25%
31	9a	1.374	1.356	-0.02	-1.25%	1.50%
31	10a	1.371	1.354	-0.02	-1.26%	1.50%
Max	1.374	1.371	0.00	0.21%	2.24%	
Average	1.370	1.355	-0.01	-1.09%	1.36%	
Min	1.368	1.345	-0.02	-1.88%	0.00%	
Std Dev	0.002	0.010	0.01	0.77%	0.81%	



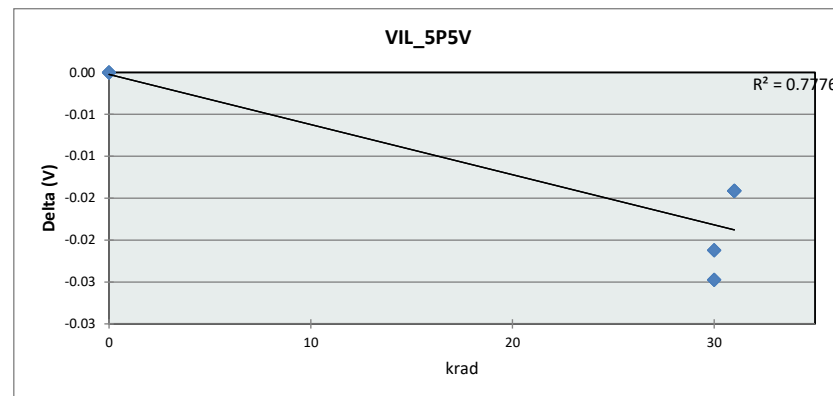
VIL_4P5V			
Units	V		
Max Limit	2		
Min Limit	0.85		
krad	0	30	31
LL	0.850	0.850	0.850
Min	1.371	1.345	1.354
Average	1.371	1.346	1.354
Max	1.371	1.348	1.356
UL	2.000	2.000	2.000



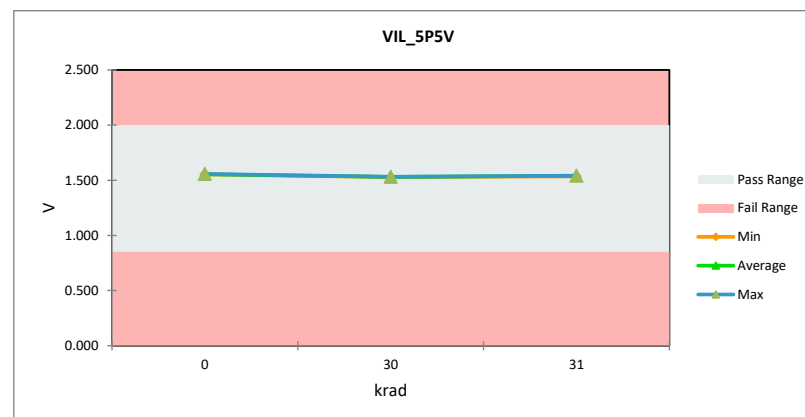
# TID Report

## SN54SC8T374-SEP

VIL_5P5V						
Units	V					
Max Limit	2					
Min Limit	0.85					
krad	Serial #	PreTestHDR	PostTestHDR	Delta	Delta %	% of Limit Range
0	1	1.557	1.557	0.00	0.00%	0.00%
0	2	1.553	1.553	0.00	0.00%	0.00%
0	3	1.553	1.553	0.00	0.00%	0.00%
0	4	1.553	1.553	0.00	0.00%	0.00%
30	5	1.553	1.528	-0.02	-1.59%	2.15%
30	6	1.553	1.528	-0.02	-1.59%	2.15%
30	7	1.553	1.532	-0.02	-1.37%	1.84%
30	8	1.550	1.528	-0.02	-1.37%	1.84%
30	9	1.557	1.532	-0.02	-1.59%	2.15%
30	10	1.553	1.532	-0.02	-1.37%	1.84%
31	5a	1.553	1.539	-0.01	-0.91%	1.23%
31	6a	1.553	1.539	-0.01	-0.91%	1.23%
31	7a	1.553	1.539	-0.01	-0.91%	1.23%
31	8a	1.550	1.535	-0.01	-0.91%	1.23%
31	9a	1.557	1.543	-0.01	-0.91%	1.23%
31	10a	1.553	1.539	-0.01	-0.91%	1.23%
Max	1.557	1.557	0.00	0.00%	2.15%	
Average	1.553	1.539	-0.01	-0.90%	1.21%	
Min	1.550	1.528	-0.02	-1.59%	0.00%	
Std Dev	0.002	0.010	0.01	0.60%	0.81%	



VIL_5P5V			
Units	V		
Max Limit	2		
Min Limit	0.85		
krad	0	30	31
LL	0.850	0.850	0.850
Min	1.553	1.528	1.535
Average	1.554	1.530	1.539
Max	1.557	1.532	1.543
UL	2.000	2.000	2.000

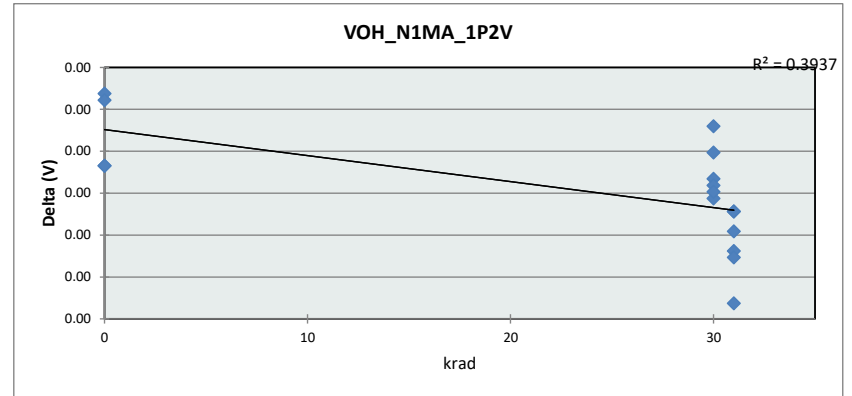




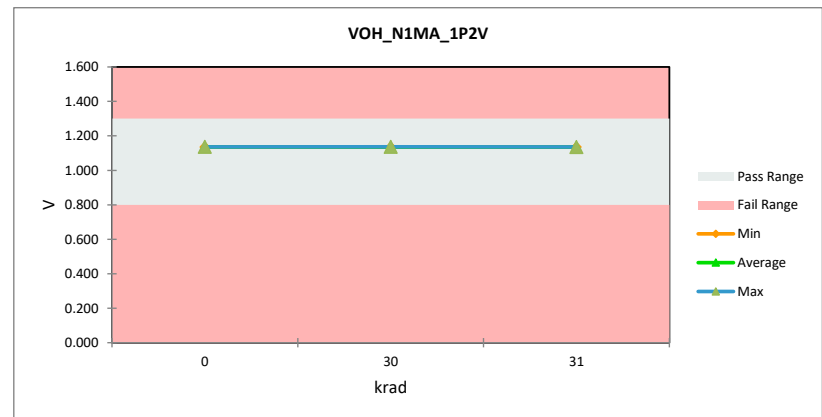
# TID Report

## SN54SC8T374-SEP

VOH_N1MA_1P2V						
Units	V					
Max Limit	1.3					
Min Limit	0.8					
krad	Serial #	PreTestHDR	PostTestHDR	Delta	Delta %	% of Limit Range
0	1	1.136	1.136	0.00	-0.01%	0.02%
0	2	1.136	1.136	0.00	-0.04%	0.09%
0	3	1.136	1.136	0.00	-0.01%	0.03%
0	4	1.136	1.136	0.00	-0.04%	0.09%
30	5	1.136	1.136	0.00	-0.05%	0.11%
30	6	1.136	1.136	0.00	-0.02%	0.06%
30	7	1.136	1.135	0.00	-0.05%	0.11%
30	8	1.136	1.135	0.00	-0.04%	0.08%
30	9	1.136	1.135	0.00	-0.06%	0.12%
30	10	1.136	1.136	0.00	-0.05%	0.12%
31	5a	1.136	1.136	0.00	-0.06%	0.14%
31	6a	1.136	1.136	0.00	-0.06%	0.14%
31	7a	1.136	1.135	0.00	-0.07%	0.16%
31	8a	1.136	1.135	0.00	-0.08%	0.18%
31	9a	1.136	1.135	0.00	-0.10%	0.23%
31	10a	1.136	1.135	0.00	-0.08%	0.18%
Max	1.136	1.136	0.00	-0.01%	0.23%	
Average	1.136	1.136	0.00	-0.05%	0.12%	
Min	1.136	1.135	0.00	-0.10%	0.02%	
Std Dev	0.000	0.000	0.00	0.02%	0.05%	

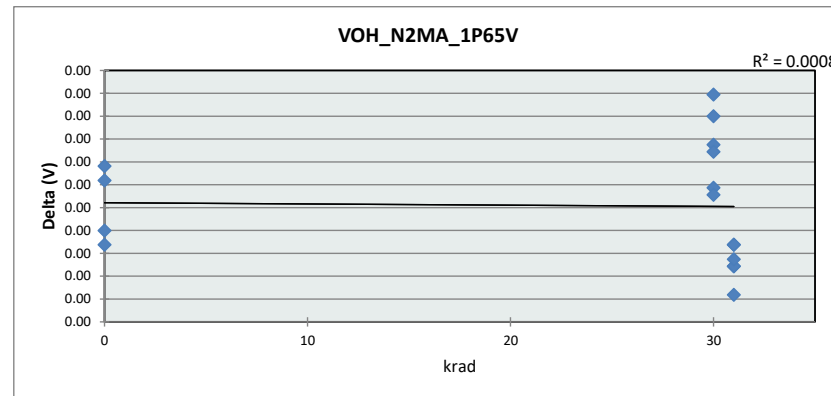


VOH_N1MA_1P2V			
Units	V		
Max Limit	1.3		
Min Limit	0.8		
krad	0	30	31
LL	0.800	0.800	0.800
Min	1.136	1.135	1.135
Average	1.136	1.136	1.135
Max	1.136	1.136	1.136
UL	1.300	1.300	1.300

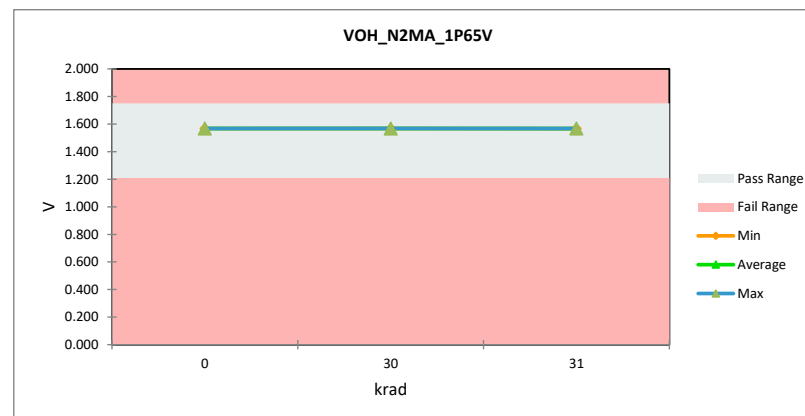


# TID Report SN54SC8T374-SEP

VOH_N2MA_1P65V						
Units		V				
Max Limit		1.75				
Min Limit		1.21				
krad	Serial #	PreTestHDR	PostTestHDR	Delta	Delta %	% of Limit Range
0	1	1.569	1.568	0.00	-0.02%	0.05%
0	2	1.568	1.568	0.00	-0.03%	0.09%
0	3	1.568	1.568	0.00	-0.01%	0.04%
0	4	1.569	1.568	0.00	-0.04%	0.10%
30	5	1.569	1.569	0.00	0.00%	0.00%
30	6	1.568	1.568	0.00	-0.01%	0.02%
30	7	1.568	1.568	0.00	-0.02%	0.06%
30	8	1.568	1.568	0.00	0.01%	0.02%
30	9	1.568	1.568	0.00	-0.01%	0.03%
30	10	1.568	1.568	0.00	-0.02%	0.06%
31	5a	1.569	1.568	0.00	-0.05%	0.14%
31	6a	1.568	1.568	0.00	-0.04%	0.12%
31	7a	1.568	1.567	0.00	-0.04%	0.10%
31	8a	1.568	1.567	0.00	-0.04%	0.10%
31	9a	1.568	1.567	0.00	-0.04%	0.12%
31	10a	1.568	1.568	0.00	-0.04%	0.12%
Max		1.569	1.569	0.00	0.01%	0.14%
Average		1.568	1.568	0.00	-0.02%	0.07%
Min		1.568	1.567	0.00	-0.05%	0.00%
Std Dev		0.000	0.000	0.00	0.02%	0.04%



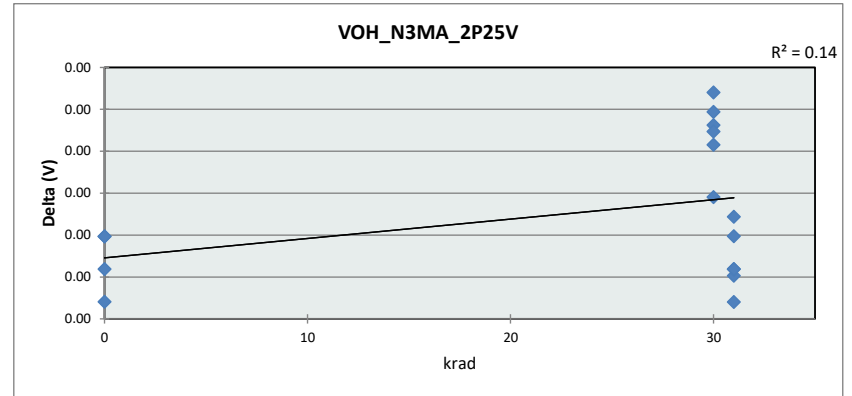
VOH_N2MA_1P65V			
Units		V	
Max Limit		1.75	
Min Limit		1.21	
krad	0	30	31
LL	1.210	1.210	1.210
Min	1.568	1.568	1.567
Average	1.568	1.568	1.568
Max	1.568	1.569	1.568
UL	1.750	1.750	1.750



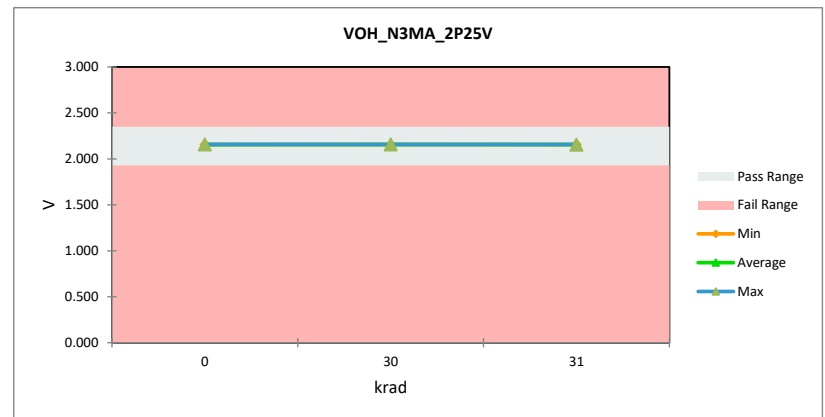
# TID Report

## SN54SC8T374-SEP

VOH_N3MA_2P25V						
Units	V					
Max Limit	2.35					
Min Limit	1.93					
krad	Serial #	PreTestHDR	PostTestHDR	Delta	Delta %	% of Limit Range
0	1	2.157	2.156	0.00	-0.02%	0.10%
0	2	2.157	2.156	0.00	-0.03%	0.17%
0	3	2.156	2.156	0.00	-0.02%	0.10%
0	4	2.157	2.156	0.00	-0.03%	0.13%
30	5	2.157	2.157	0.00	0.01%	0.07%
30	6	2.157	2.157	0.00	0.01%	0.04%
30	7	2.156	2.156	0.00	0.01%	0.03%
30	8	2.156	2.156	0.00	0.00%	0.01%
30	9	2.156	2.156	0.00	0.00%	0.02%
30	10	2.157	2.156	0.00	-0.01%	0.05%
31	5a	2.157	2.156	0.00	-0.01%	0.07%
31	6a	2.157	2.156	0.00	-0.02%	0.10%
31	7a	2.156	2.155	0.00	-0.03%	0.14%
31	8a	2.156	2.155	0.00	-0.03%	0.13%
31	9a	2.156	2.155	0.00	-0.03%	0.13%
31	10a	2.157	2.156	0.00	-0.03%	0.17%
Max	2.157	2.157	0.00	0.01%	0.17%	
Average	2.156	2.156	0.00	-0.01%	0.09%	
Min	2.156	2.155	0.00	-0.03%	0.01%	
Std Dev	0.000	0.000	0.00	0.02%	0.05%	



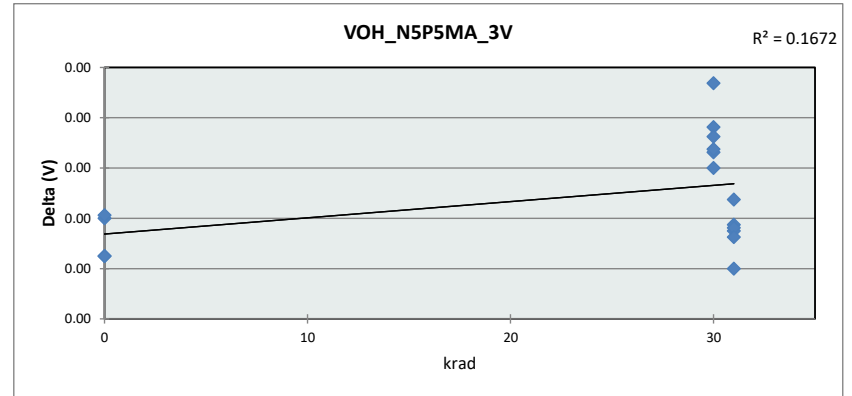
VOH_N3MA_2P25V			
Units	V		
Max Limit	2.35		
Min Limit	1.93		
krad	0	30	31
LL	1.930	1.930	1.930
Min	2.156	2.156	2.155
Average	2.156	2.156	2.156
Max	2.156	2.157	2.156
UL	2.350	2.350	2.350



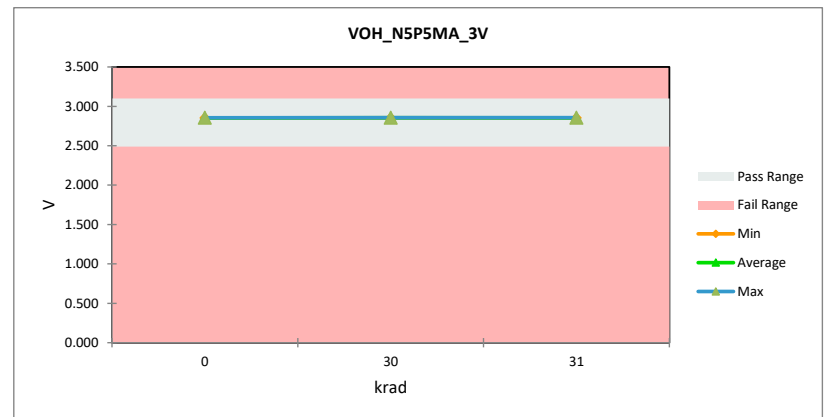
# TID Report

## SN54SC8T374-SEP

VOH_N5P5MA_3V						
Units	V					
Max Limit	3.1					
Min Limit	2.49					
krad	Serial #	PreTestHDR	PostTestHDR	Delta	Delta %	% of Limit Range
0	1	2.855	2.855	0.00	-0.02%	0.08%
0	2	2.855	2.854	0.00	-0.03%	0.14%
0	3	2.855	2.855	0.00	-0.02%	0.08%
0	4	2.855	2.855	0.00	-0.03%	0.14%
30	5	2.855	2.856	0.00	0.03%	0.14%
30	6	2.855	2.856	0.00	0.01%	0.07%
30	7	2.855	2.855	0.00	0.01%	0.03%
30	8	2.854	2.855	0.00	0.01%	0.05%
30	9	2.855	2.855	0.00	0.01%	0.03%
30	10	2.855	2.855	0.00	0.00%	0.00%
31	5a	2.855	2.855	0.00	-0.01%	0.05%
31	6a	2.855	2.855	0.00	-0.02%	0.09%
31	7a	2.855	2.854	0.00	-0.04%	0.16%
31	8a	2.854	2.854	0.00	-0.02%	0.10%
31	9a	2.855	2.854	0.00	-0.02%	0.10%
31	10a	2.855	2.855	0.00	-0.02%	0.11%
Max	2.855	2.856	0.00	0.03%	0.16%	
Average	2.855	2.855	0.00	-0.01%	0.09%	
Min	2.854	2.854	0.00	-0.04%	0.00%	
Std Dev	0.000	0.001	0.00	0.02%	0.05%	



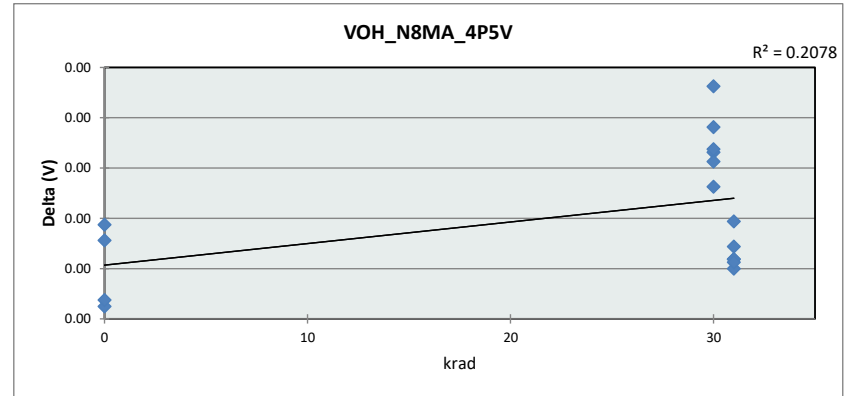
VOH_N5P5MA_3V			
Units	V		
Max Limit	3.1		
Min Limit	2.49		
krad	0	30	31
LL	2.490	2.490	2.490
Min	2.854	2.855	2.854
Average	2.855	2.855	2.854
Max	2.855	2.856	2.855
UL	3.100	3.100	3.100



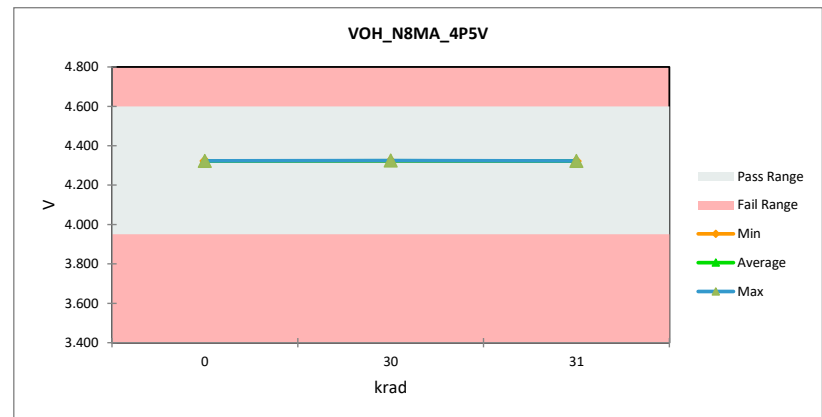
# TID Report

## SN54SC8T374-SEP

VOH_N8MA_4P5V						
Units	V					
Max Limit	4.6					
Min Limit	3.95					
krad	Serial #	PreTestHDR	PostTestHDR	Delta	Delta %	% of Limit Range
0	1	4.324	4.323	0.00	-0.02%	0.11%
0	2	4.324	4.322	0.00	-0.03%	0.21%
0	3	4.324	4.323	0.00	-0.01%	0.09%
0	4	4.324	4.323	0.00	-0.03%	0.20%
30	5	4.324	4.325	0.00	0.02%	0.13%
30	6	4.324	4.324	0.00	0.00%	0.02%
30	7	4.323	4.323	0.00	0.00%	0.03%
30	8	4.322	4.323	0.00	0.01%	0.06%
30	9	4.323	4.323	0.00	0.00%	0.01%
30	10	4.324	4.324	0.00	0.00%	0.03%
31	5a	4.324	4.323	0.00	-0.01%	0.08%
31	6a	4.324	4.323	0.00	-0.02%	0.12%
31	7a	4.323	4.322	0.00	-0.02%	0.15%
31	8a	4.322	4.322	0.00	-0.02%	0.14%
31	9a	4.323	4.322	0.00	-0.02%	0.14%
31	10a	4.324	4.323	0.00	-0.02%	0.14%
Max	4.324	4.325	0.00	0.02%	0.21%	
Average	4.323	4.323	0.00	-0.01%	0.10%	
Min	4.322	4.322	0.00	-0.03%	0.01%	
Std Dev	0.001	0.001	0.00	0.01%	0.06%	



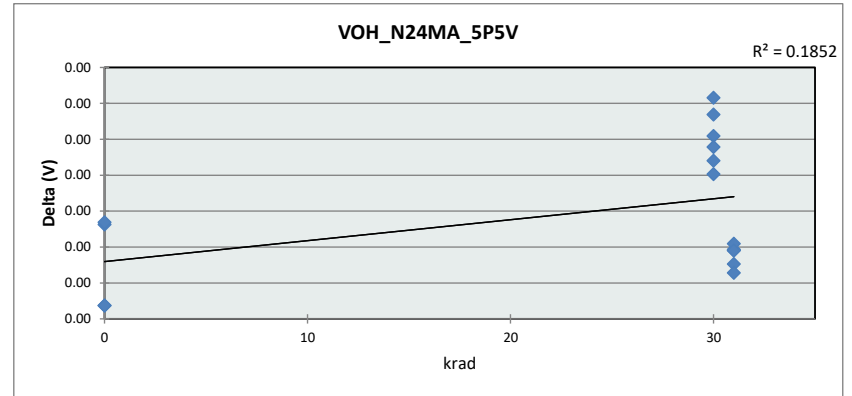
VOH_N8MA_4P5V			
Units	V		
Max Limit	4.6		
Min Limit	3.95		
krad	0	30	31
LL	3.950	3.950	3.950
Min	4.322	4.323	4.322
Average	4.323	4.324	4.322
Max	4.323	4.325	4.323
UL	4.600	4.600	4.600



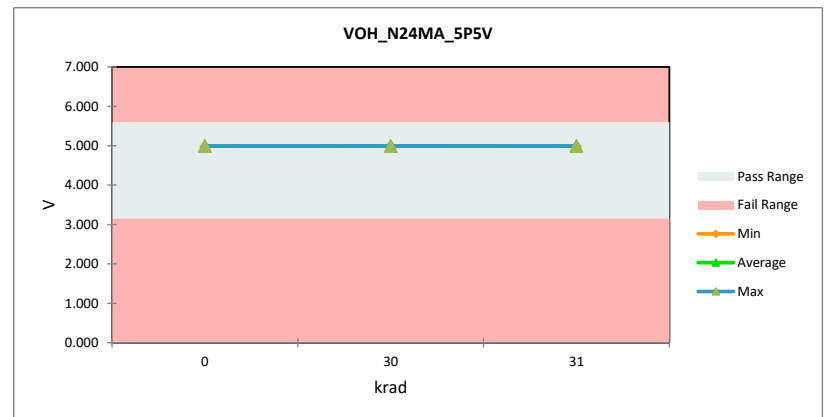
# TID Report

## SN54SC8T374-SEP

VOH_N24MA_5P5V						
Units		V				
Max Limit		5.6				
Min Limit		3.15				
krad	Serial #	PreTestHDR	PostTestHDR	Delta	Delta %	% of Limit Range
0	1	4.994	4.992	0.00	-0.03%	0.06%
0	2	4.994	4.990	0.00	-0.07%	0.15%
0	3	4.994	4.992	0.00	-0.03%	0.05%
0	4	4.995	4.992	0.00	-0.07%	0.15%
30	5	4.995	4.997	0.00	0.04%	0.09%
30	6	4.995	4.996	0.00	0.02%	0.04%
30	7	4.992	4.992	0.00	0.02%	0.03%
30	8	4.990	4.992	0.00	0.03%	0.07%
30	9	4.992	4.992	0.00	0.01%	0.02%
30	10	4.995	4.995	0.00	0.00%	0.00%
31	5a	4.995	4.993	0.00	-0.04%	0.09%
31	6a	4.995	4.993	0.00	-0.04%	0.08%
31	7a	4.992	4.989	0.00	-0.05%	0.10%
31	8a	4.990	4.989	0.00	-0.04%	0.08%
31	9a	4.992	4.990	0.00	-0.04%	0.09%
31	10a	4.995	4.992	0.00	-0.05%	0.11%
Max		4.995	4.997	0.00	0.04%	0.15%
Average		4.993	4.992	0.00	-0.02%	0.08%
Min		4.990	4.989	0.00	-0.07%	0.00%
Std Dev		0.002	0.002	0.00	0.04%	0.04%



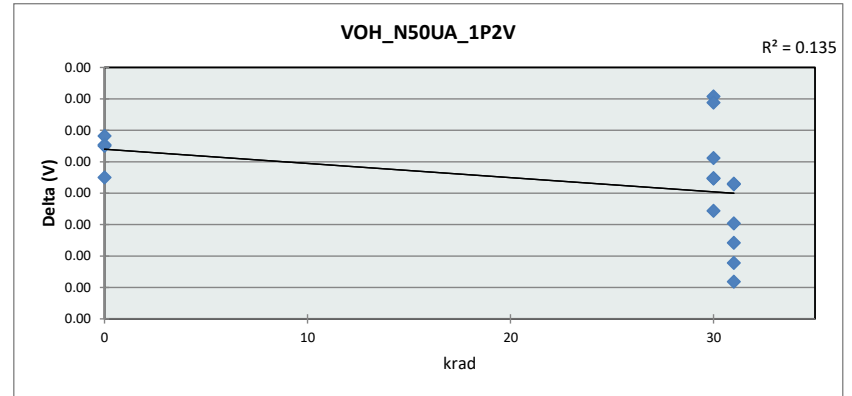
VOH_N24MA_5P5V			
Units		V	
Max Limit		5.6	
Min Limit		3.15	
krad	0	30	31
LL	3.150	3.150	3.150
Min	4.990	4.992	4.989
Average	4.992	4.994	4.991
Max	4.992	4.997	4.993
UL	5.600	5.600	5.600



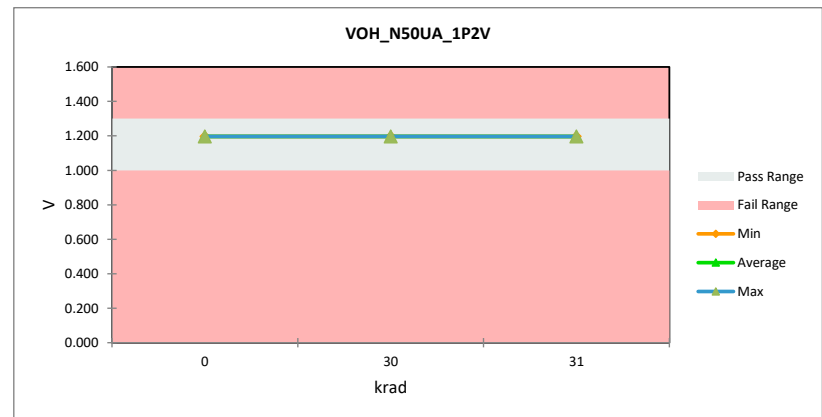
# TID Report

## SN54SC8T374-SEP

VOH_N50UA_1P2V						
Units	V					
Max Limit	1.3					
Min Limit	1					
krad	Serial #	PreTestHDR	PostTestHDR	Delta	Delta %	% of Limit Range
0	1	1.197	1.197	0.00	-0.01%	0.03%
0	2	1.197	1.197	0.00	0.00%	0.00%
0	3	1.197	1.197	0.00	0.00%	0.01%
0	4	1.197	1.197	0.00	0.00%	0.01%
30	5	1.197	1.197	0.00	0.00%	0.02%
30	6	1.197	1.197	0.00	-0.01%	0.03%
30	7	1.197	1.197	0.00	0.00%	0.01%
30	8	1.197	1.197	0.00	-0.01%	0.03%
30	9	1.197	1.197	0.00	0.00%	0.01%
30	10	1.197	1.197	0.00	-0.01%	0.04%
31	5a	1.197	1.197	0.00	-0.02%	0.08%
31	6a	1.197	1.197	0.00	-0.01%	0.03%
31	7a	1.197	1.197	0.00	-0.01%	0.06%
31	8a	1.197	1.197	0.00	-0.02%	0.07%
31	9a	1.197	1.197	0.00	-0.01%	0.03%
31	10a	1.197	1.197	0.00	-0.01%	0.05%
	Max	1.197	1.197	0.00	0.00%	0.08%
	Average	1.197	1.197	0.00	-0.01%	0.03%
	Min	1.197	1.197	0.00	-0.02%	0.00%
	Std Dev	0.000	0.000	0.00	0.01%	0.02%



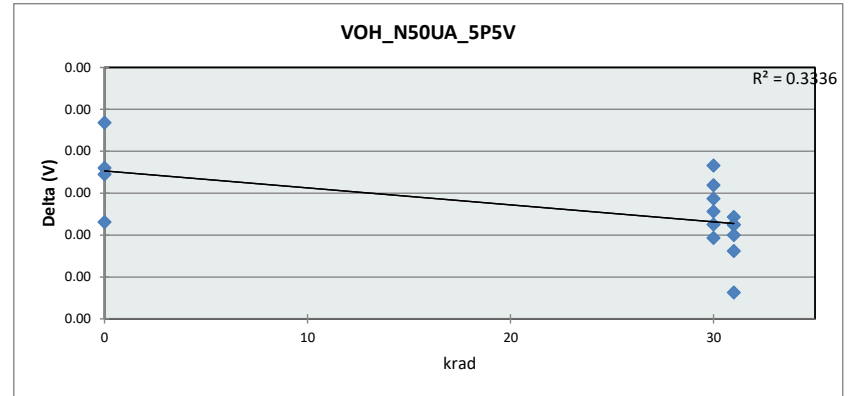
VOH_N50UA_1P2V			
Units	V		
Max Limit	1.3		
Min Limit	1		
krad	0	30	31
LL	1.000	1.000	1.000
Min	1.197	1.197	1.197
Average	1.197	1.197	1.197
Max	1.197	1.197	1.197
UL	1.300	1.300	1.300



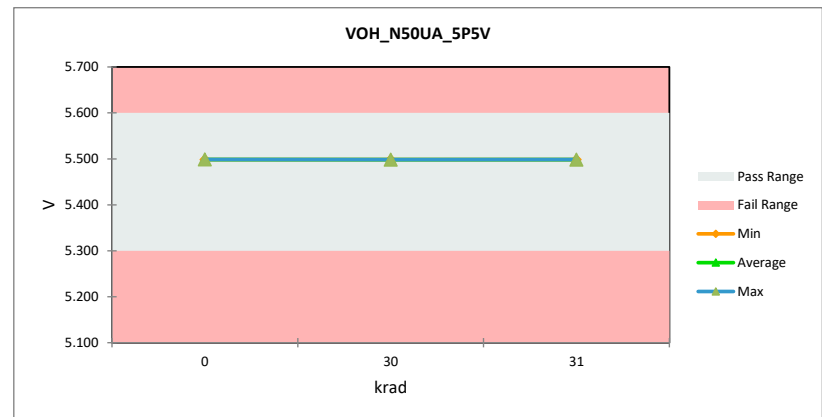
# TID Report

## SN54SC8T374-SEP

VOH_N50UA_5P5V						
Units	V					
Max Limit	5.6					
Min Limit	5.3					
krad	Serial #	PreTestHDR	PostTestHDR	Delta	Delta %	% of Limit Range
0	1	5.499	5.498	0.00	0.00%	0.08%
0	2	5.499	5.499	0.00	0.00%	0.04%
0	3	5.499	5.499	0.00	0.00%	0.09%
0	4	5.499	5.498	0.00	-0.01%	0.12%
30	5	5.499	5.499	0.00	-0.01%	0.11%
30	6	5.499	5.499	0.00	-0.01%	0.10%
30	7	5.499	5.499	0.00	0.00%	0.08%
30	8	5.499	5.498	0.00	-0.01%	0.14%
30	9	5.499	5.499	0.00	-0.01%	0.09%
30	10	5.499	5.498	0.00	-0.01%	0.13%
31	5a	5.499	5.498	0.00	-0.01%	0.18%
31	6a	5.499	5.498	0.00	-0.01%	0.13%
31	7a	5.499	5.498	0.00	-0.01%	0.13%
31	8a	5.499	5.498	0.00	-0.01%	0.15%
31	9a	5.499	5.498	0.00	-0.01%	0.12%
31	10a	5.499	5.498	0.00	-0.01%	0.13%
Max	5.499	5.499	0.00	0.00%	0.18%	
Average	5.499	5.498	0.00	-0.01%	0.11%	
Min	5.499	5.498	0.00	-0.01%	0.04%	
Std Dev	0.000	0.000	0.00	0.00%	0.03%	



VOH_N50UA_5P5V			
Units	V		
Max Limit	5.6		
Min Limit	5.3		
krad	0	30	31
LL	5.300	5.300	5.300
Min	5.498	5.498	5.498
Average	5.499	5.499	5.498
Max	5.499	5.499	5.498
UL	5.600	5.600	5.600

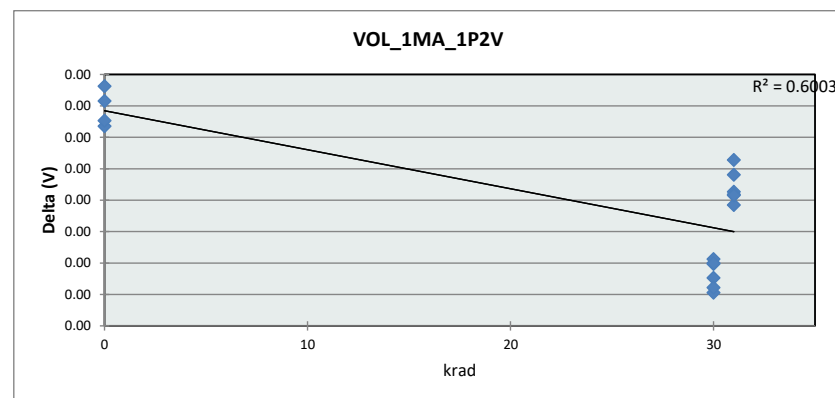




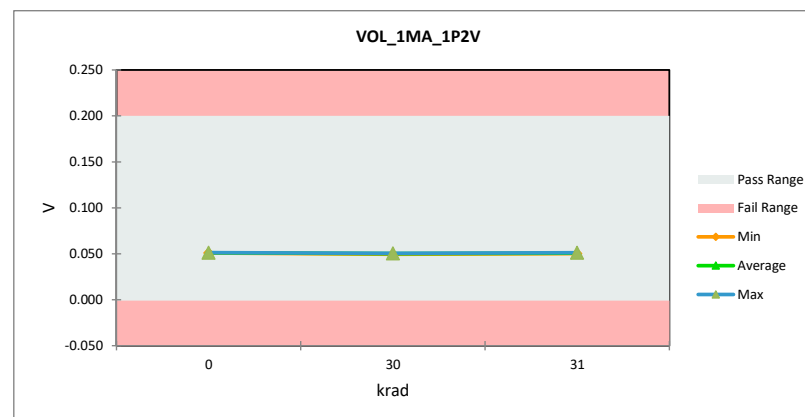
# TID Report

## SN54SC8T374-SEP

VOL_1MA_1P2V						
Units	V					
Max Limit	0.2					
Min Limit	-0.001					
krad	Serial #	PreTestHDR	PostTestHDR	Delta	Delta %	% of Limit Range
0	1	0.051	0.051	0.00	0.25%	0.06%
0	2	0.051	0.051	0.00	-0.25%	0.06%
0	3	0.051	0.051	0.00	-0.18%	0.05%
0	4	0.051	0.051	0.00	0.06%	0.02%
30	5	0.052	0.050	0.00	-2.12%	0.54%
30	6	0.051	0.050	0.00	-2.32%	0.59%
30	7	0.051	0.049	0.00	-2.29%	0.58%
30	8	0.051	0.050	0.00	-1.97%	0.50%
30	9	0.051	0.050	0.00	-1.90%	0.49%
30	10	0.052	0.050	0.00	-1.94%	0.50%
31	5a	0.052	0.051	0.00	-0.85%	0.22%
31	6a	0.051	0.051	0.00	-1.07%	0.27%
31	7a	0.051	0.050	0.00	-0.68%	0.17%
31	8a	0.051	0.051	0.00	-1.10%	0.28%
31	9a	0.051	0.051	0.00	-1.23%	0.31%
31	10a	0.052	0.051	0.00	-1.10%	0.28%
Max	0.052	0.051	0.00	0.25%	0.59%	
Average	0.051	0.051	0.00	-1.17%	0.31%	
Min	0.051	0.049	0.00	-2.32%	0.02%	
Std Dev	0.000	0.000	0.00	0.85%	0.20%	



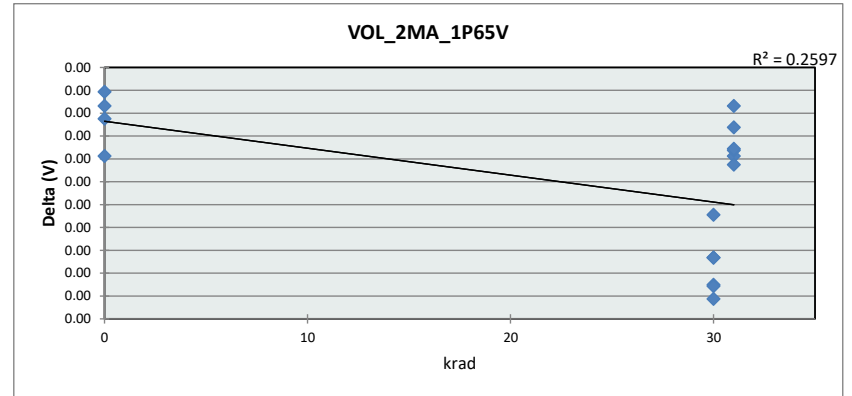
VOL_1MA_1P2V			
Units	V		
Max Limit	0.2		
Min Limit	-0.001		
krad	0	30	31
LL	-0.001	-0.001	-0.001
Min	0.051	0.049	0.050
Average	0.051	0.050	0.051
Max	0.051	0.050	0.051
UL	0.200	0.200	0.200



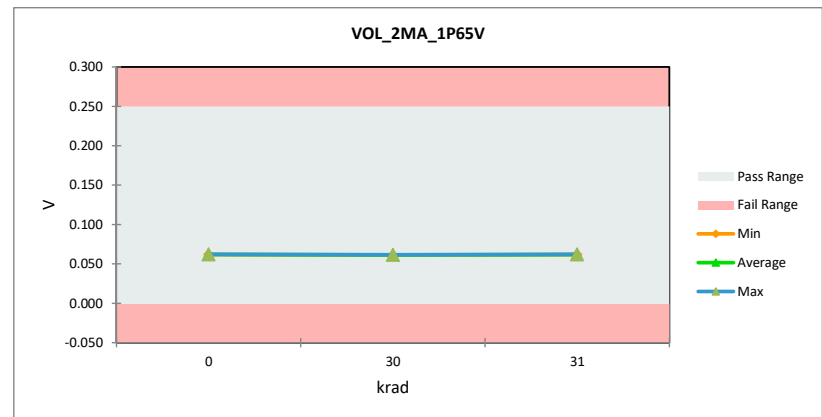
# TID Report

## SN54SC8T374-SEP

VOL_2MA_1P65V						
Units	V					
Max Limit	0.25					
Min Limit	-0.001					
krad	Serial #	PreTestHDR	PostTestHDR	Delta	Delta %	% of Limit Range
0	1	0.062	0.062	0.00	0.05%	0.01%
0	2	0.062	0.062	0.00	-0.30%	0.07%
0	3	0.062	0.062	0.00	0.15%	0.04%
0	4	0.062	0.062	0.00	-0.04%	0.01%
30	5	0.062	0.062	0.00	-0.72%	0.18%
30	6	0.062	0.061	0.00	-1.21%	0.30%
30	7	0.062	0.061	0.00	-1.31%	0.32%
30	8	0.062	0.062	0.00	-1.22%	0.30%
30	9	0.062	0.062	0.00	-1.02%	0.25%
30	10	0.062	0.062	0.00	-1.02%	0.25%
31	5a	0.062	0.062	0.00	0.05%	0.01%
31	6a	0.062	0.062	0.00	-0.10%	0.02%
31	7a	0.062	0.062	0.00	-0.30%	0.07%
31	8a	0.062	0.062	0.00	-0.26%	0.06%
31	9a	0.062	0.062	0.00	-0.36%	0.09%
31	10a	0.062	0.062	0.00	-0.25%	0.06%
Max	0.062	0.062	0.00	0.15%	0.32%	
Average	0.062	0.062	0.00	-0.49%	0.13%	
Min	0.062	0.061	0.00	-1.31%	0.01%	
Std Dev	0.000	0.000	0.00	0.51%	0.12%	



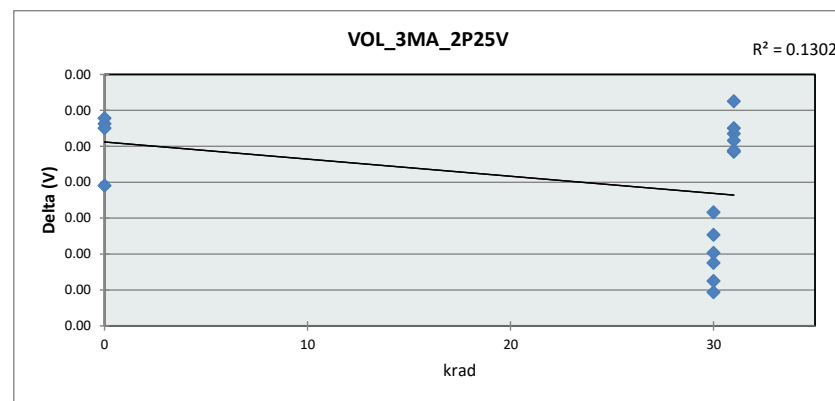
VOL_2MA_1P65V			
Units	V		
Max Limit	0.25		
Min Limit	-0.001		
krad	0	30	31
LL	-0.001	-0.001	-0.001
Min	0.062	0.061	0.062
Average	0.062	0.061	0.062
Max	0.062	0.062	0.062
UL	0.250	0.250	0.250



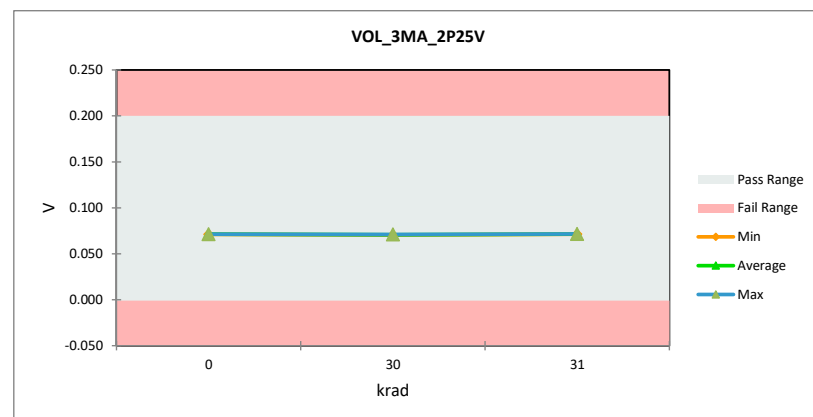
# TID Report

## SN54SC8T374-SEP

VOL_3MA_2P25V						
Units	V					
Max Limit	0.2					
Min Limit	-0.001					
krad	Serial #	PreTestHDR	PostTestHDR	Delta	Delta %	% of Limit Range
0	1	0.071	0.071	0.00	-0.31%	0.11%
0	2	0.071	0.071	0.00	0.18%	0.06%
0	3	0.071	0.071	0.00	0.22%	0.08%
0	4	0.071	0.071	0.00	0.14%	0.05%
30	5	0.071	0.071	0.00	-0.91%	0.32%
30	6	0.071	0.070	0.00	-0.84%	0.30%
30	7	0.071	0.070	0.00	-1.14%	0.40%
30	8	0.072	0.071	0.00	-1.05%	0.37%
30	9	0.071	0.071	0.00	-0.69%	0.25%
30	10	0.071	0.071	0.00	-0.52%	0.18%
31	5a	0.071	0.072	0.00	0.10%	0.03%
31	6a	0.071	0.071	0.00	0.35%	0.12%
31	7a	0.071	0.071	0.00	-0.04%	0.02%
31	8a	0.072	0.072	0.00	0.04%	0.02%
31	9a	0.071	0.071	0.00	-0.03%	0.01%
31	10a	0.071	0.071	0.00	0.14%	0.05%
Max	0.072	0.072	0.00	0.35%	0.40%	
Average	0.071	0.071	0.00	-0.27%	0.15%	
Min	0.071	0.070	0.00	-1.14%	0.01%	
Std Dev	0.000	0.000	0.00	0.51%	0.14%	



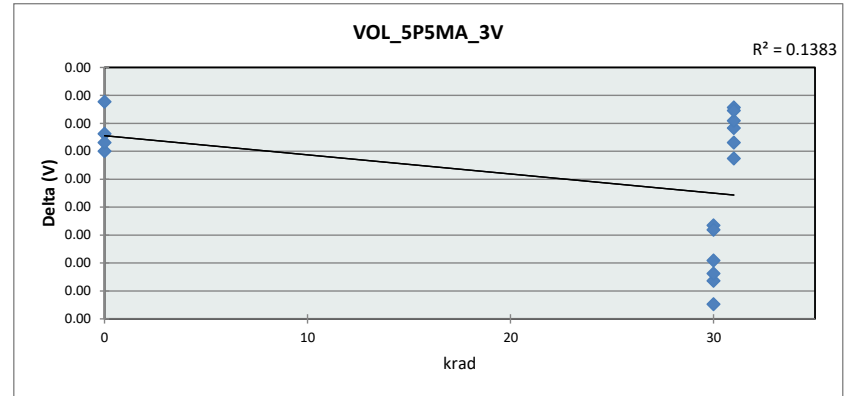
VOL_3MA_2P25V			
Units	V		
Max Limit	0.2		
Min Limit	-0.001		
krad	0	30	31
LL	-0.001	-0.001	-0.001
Min	0.071	0.070	0.071
Average	0.071	0.071	0.071
Max	0.071	0.071	0.072
UL	0.200	0.200	0.200



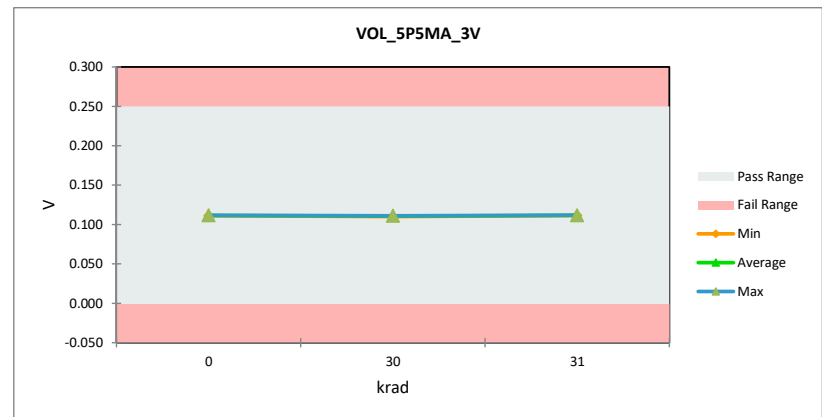
# TID Report

## SN54SC8T374-SEP

VOL_5P5MA_3V						
Units	V					
Max Limit	0.25					
Min Limit	-0.001					
krad	Serial #	PreTestHDR	PostTestHDR	Delta	Delta %	% of Limit Range
0	1	0.111	0.111	0.00	0.11%	0.05%
0	2	0.111	0.111	0.00	0.00%	0.00%
0	3	0.111	0.112	0.00	0.06%	0.02%
0	4	0.111	0.112	0.00	0.32%	0.14%
30	5	0.112	0.111	0.00	-0.83%	0.37%
30	6	0.111	0.110	0.00	-0.98%	0.44%
30	7	0.111	0.111	0.00	-0.79%	0.35%
30	8	0.111	0.111	0.00	-0.48%	0.21%
30	9	0.112	0.111	0.00	-0.70%	0.31%
30	10	0.111	0.111	0.00	-0.51%	0.22%
31	5a	0.112	0.112	0.00	0.15%	0.07%
31	6a	0.111	0.111	0.00	0.28%	0.12%
31	7a	0.111	0.112	0.00	0.06%	0.02%
31	8a	0.111	0.112	0.00	0.20%	0.09%
31	9a	0.112	0.112	0.00	-0.05%	0.02%
31	10a	0.111	0.112	0.00	0.26%	0.12%
Max	0.112	0.112	0.00	0.32%	0.44%	
Average	0.111	0.111	0.00	-0.18%	0.16%	
Min	0.111	0.110	0.00	-0.98%	0.00%	
Std Dev	0.000	0.001	0.00	0.45%	0.14%	



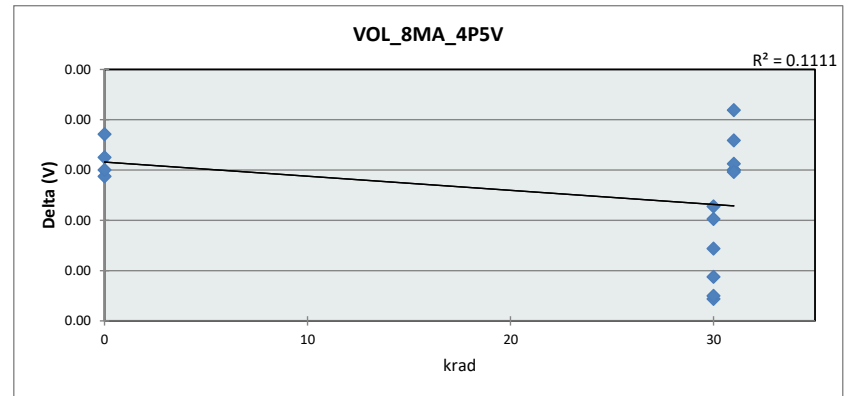
VOL_5P5MA_3V			
Units	V		
Max Limit	0.25		
Min Limit	-0.001		
krad	0	30	31
LL	-0.001	-0.001	-0.001
Min	0.111	0.110	0.111
Average	0.111	0.111	0.112
Max	0.112	0.111	0.112
UL	0.250	0.250	0.250



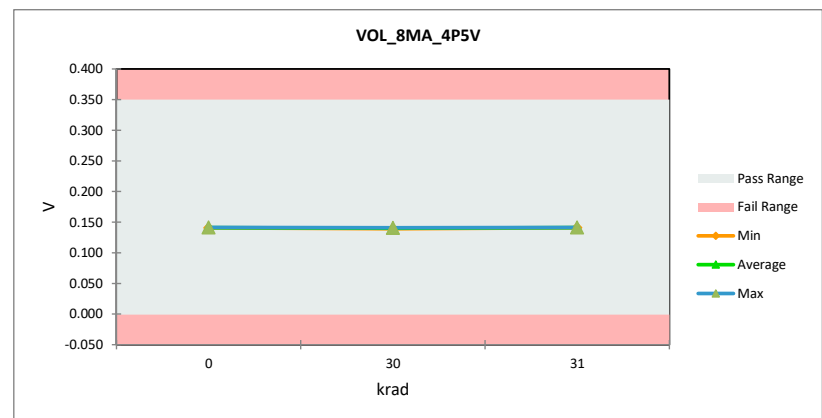
# TID Report

## SN54SC8T374-SEP

VOL_8MA_4P5V						
Units	V					
Max Limit	0.35					
Min Limit	-0.001					
krad	Serial #	PreTestHDR	PostTestHDR	Delta	Delta %	% of Limit Range
0	1	0.141	0.141	0.00	-0.04%	0.02%
0	2	0.141	0.141	0.00	0.09%	0.04%
0	3	0.141	0.141	0.00	0.00%	0.00%
0	4	0.141	0.141	0.00	0.25%	0.10%
30	5	0.141	0.140	0.00	-0.75%	0.30%
30	6	0.140	0.139	0.00	-0.91%	0.37%
30	7	0.141	0.140	0.00	-0.89%	0.36%
30	8	0.141	0.140	0.00	-0.55%	0.22%
30	9	0.141	0.141	0.00	-0.35%	0.14%
30	10	0.141	0.140	0.00	-0.26%	0.10%
31	5a	0.141	0.141	0.00	0.00%	0.00%
31	6a	0.140	0.141	0.00	0.42%	0.17%
31	7a	0.141	0.141	0.00	0.00%	0.00%
31	8a	0.141	0.141	0.00	0.04%	0.02%
31	9a	0.141	0.141	0.00	-0.01%	0.01%
31	10a	0.141	0.141	0.00	0.21%	0.08%
Max	0.141	0.141	0.00	0.42%	0.37%	
Average	0.141	0.141	0.00	-0.17%	0.12%	
Min	0.140	0.139	0.00	-0.91%	0.00%	
Std Dev	0.000	0.001	0.00	0.41%	0.13%	



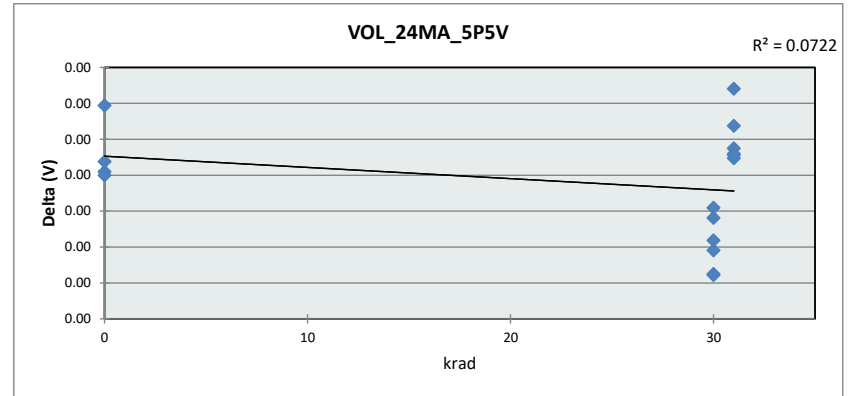
VOL_8MA_4P5V			
Units	V		
Max Limit	0.35		
Min Limit	-0.001		
krad	0	30	31
LL	-0.001	-0.001	-0.001
Min	0.141	0.139	0.141
Average	0.141	0.140	0.141
Max	0.141	0.141	0.141
UL	0.350	0.350	0.350



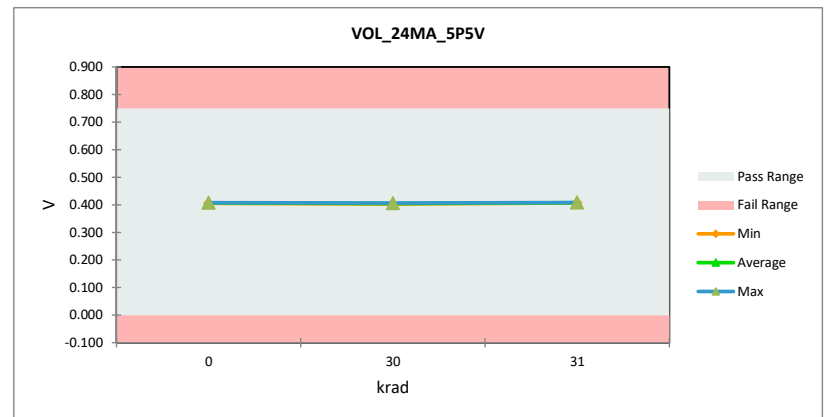
# TID Report

## SN54SC8T374-SEP

VOL_24MA_5P5V						
Units	V					
Max Limit	0.75					
Min Limit	-0.001					
krad	Serial #	PreTestHDR	PostTestHDR	Delta	Delta %	% of Limit Range
0	1	0.407	0.407	0.00	0.09%	0.05%
0	2	0.406	0.406	0.00	0.02%	0.01%
0	3	0.407	0.407	0.00	0.00%	0.00%
0	4	0.406	0.408	0.00	0.48%	0.26%
30	5	0.406	0.404	0.00	-0.52%	0.28%
30	6	0.406	0.403	0.00	-0.68%	0.37%
30	7	0.407	0.405	0.00	-0.68%	0.37%
30	8	0.407	0.405	0.00	-0.45%	0.24%
30	9	0.408	0.406	0.00	-0.29%	0.16%
30	10	0.406	0.405	0.00	-0.22%	0.12%
31	5a	0.406	0.407	0.00	0.15%	0.08%
31	6a	0.406	0.408	0.00	0.59%	0.32%
31	7a	0.407	0.408	0.00	0.12%	0.06%
31	8a	0.407	0.408	0.00	0.18%	0.10%
31	9a	0.408	0.408	0.00	0.14%	0.08%
31	10a	0.406	0.407	0.00	0.34%	0.18%
Max	0.408	0.408	0.00	0.59%	0.37%	
Average	0.407	0.406	0.00	-0.05%	0.17%	
Min	0.406	0.403	0.00	-0.68%	0.00%	
Std Dev	0.001	0.002	0.00	0.39%	0.12%	



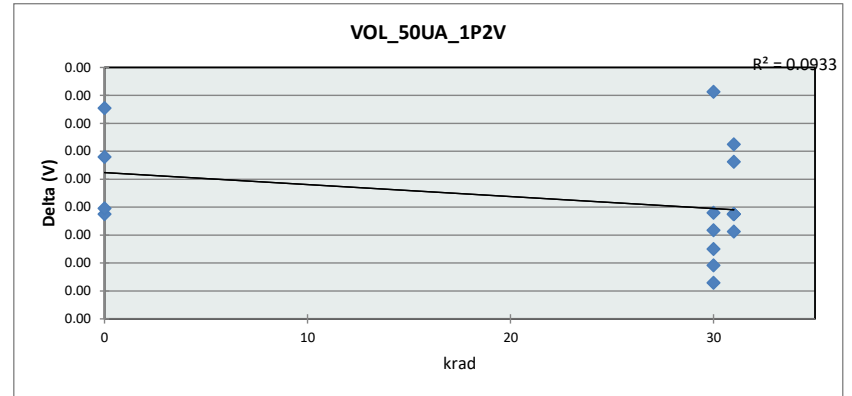
VOL_24MA_5P5V			
Units	V		
Max Limit	0.75		
Min Limit	-0.001		
krad	0	30	31
LL	-0.001	-0.001	-0.001
Min	0.406	0.403	0.407
Average	0.407	0.405	0.408
Max	0.408	0.406	0.408
UL	0.750	0.750	0.750



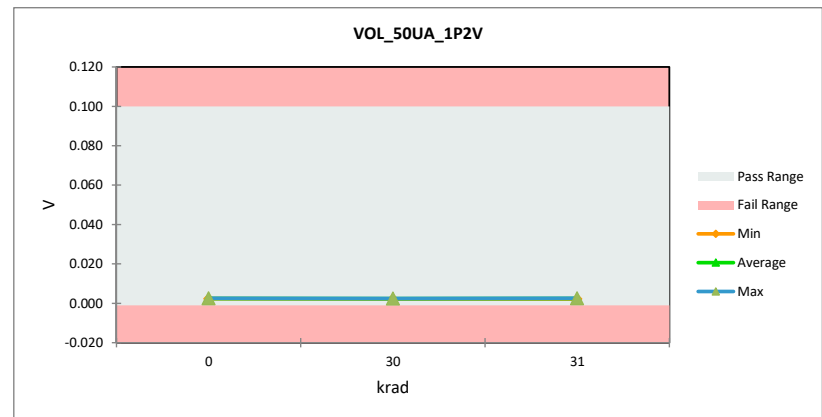
# TID Report

## SN54SC8T374-SEP

VOL_50UA_1P2V						
Units	V					
Max Limit	0.1					
Min Limit	-0.001					
krad	Serial #	PreTestHDR	PostTestHDR	Delta	Delta %	% of Limit Range
0	1	0.002	0.002	0.00	-2.61%	0.06%
0	2	0.002	0.002	0.00	-2.11%	0.05%
0	3	0.002	0.003	0.00	5.30%	0.13%
0	4	0.002	0.002	0.00	1.65%	0.04%
30	5	0.002	0.002	0.00	-2.48%	0.06%
30	6	0.002	0.002	0.00	-3.77%	0.09%
30	7	0.002	0.002	0.00	-7.63%	0.18%
30	8	0.003	0.002	0.00	-6.03%	0.15%
30	9	0.002	0.002	0.00	-5.02%	0.12%
30	10	0.002	0.002	0.00	6.87%	0.15%
31	5a	0.002	0.002	0.00	1.29%	0.03%
31	6a	0.002	0.002	0.00	-2.57%	0.06%
31	7a	0.002	0.002	0.00	-2.57%	0.06%
31	8a	0.003	0.002	0.00	-2.45%	0.06%
31	9a	0.002	0.003	0.00	2.51%	0.06%
31	10a	0.002	0.002	0.00	-4.12%	0.09%
Max	0.003	0.003	0.00	6.87%	0.18%	
Average	0.002	0.002	0.00	-1.48%	0.09%	
Min	0.002	0.002	0.00	-7.63%	0.03%	
Std Dev	0.000	0.000	0.00	3.99%	0.05%	



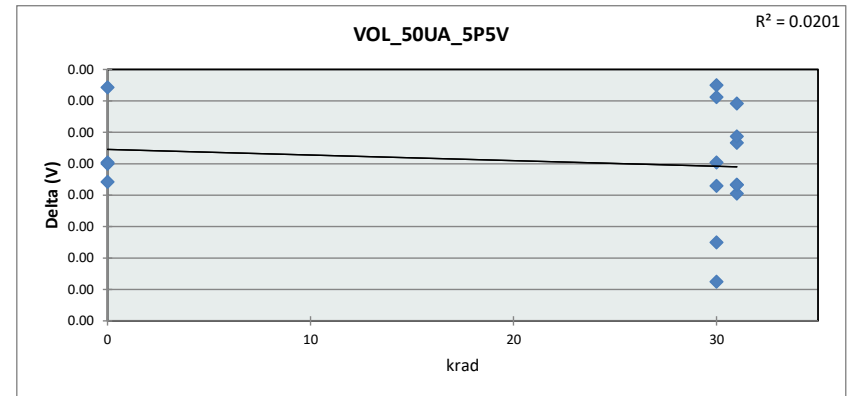
VOL_50UA_1P2V			
Units	V		
Max Limit	0.1		
Min Limit	-0.001		
krad	0	30	31
LL	-0.001	-0.001	-0.001
Min	0.002	0.002	0.002
Average	0.002	0.002	0.002
Max	0.003	0.002	0.003
UL	0.100	0.100	0.100



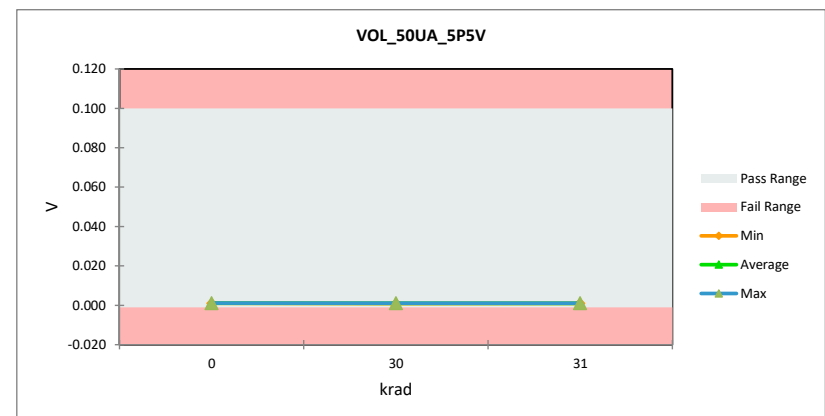
# TID Report

## SN54SC8T374-SEP

VOL_50UA_5P5V						
Units	V					
Max Limit	0.1					
Min Limit	-0.001					
krad	Serial #	PreTestHDR	PostTestHDR	Delta	Delta %	% of Limit Range
0	1	0.001	0.001	0.00	-2.68%	0.03%
0	2	0.001	0.001	0.00	12.18%	0.12%
0	3	0.001	0.001	0.00	0.20%	0.00%
0	4	0.001	0.001	0.00	0.00%	0.00%
30	5	0.001	0.001	0.00	0.21%	0.00%
30	6	0.001	0.001	0.00	-17.74%	0.19%
30	7	0.001	0.001	0.00	13.00%	0.12%
30	8	0.001	0.001	0.00	-11.83%	0.12%
30	9	0.001	0.001	0.00	10.78%	0.10%
30	10	0.001	0.001	0.00	-3.42%	0.03%
31	5a	0.001	0.001	0.00	3.36%	0.03%
31	6a	0.001	0.001	0.00	-3.15%	0.03%
31	7a	0.001	0.001	0.00	9.97%	0.09%
31	8a	0.001	0.001	0.00	-4.51%	0.05%
31	9a	0.001	0.001	0.00	4.42%	0.04%
31	10a	0.001	0.001	0.00	-3.25%	0.03%
Max	0.001	0.001	0.00	13.00%	0.19%	
Average	0.001	0.001	0.00	0.47%	0.06%	
Min	0.001	0.001	0.00	-17.74%	0.00%	
Std Dev	0.000	0.000	0.00	8.46%	0.05%	



VOL_50UA_5P5V			
Units	V		
Max Limit	0.1		
Min Limit	-0.001		
krad	0	30	31
LL	-0.001	-0.001	-0.001
Min	0.001	0.001	0.001
Average	0.001	0.001	0.001
Max	0.001	0.001	0.001
UL	0.100	0.100	0.100





## IMPORTANT NOTICE AND DISCLAIMER

TI PROVIDES TECHNICAL AND RELIABILITY DATA (INCLUDING DATA SHEETS), DESIGN RESOURCES (INCLUDING REFERENCE DESIGNS), APPLICATION OR OTHER DESIGN ADVICE, WEB TOOLS, SAFETY INFORMATION, AND OTHER RESOURCES "AS IS" AND WITH ALL FAULTS, AND DISCLAIMS ALL WARRANTIES, EXPRESS AND IMPLIED, INCLUDING WITHOUT LIMITATION ANY IMPLIED WARRANTIES OF MERCHANTABILITY, FITNESS FOR A PARTICULAR PURPOSE OR NON-INFRINGEMENT OF THIRD PARTY INTELLECTUAL PROPERTY RIGHTS.

These resources are intended for skilled developers designing with TI products. You are solely responsible for (1) selecting the appropriate TI products for your application, (2) designing, validating and testing your application, and (3) ensuring your application meets applicable standards, and any other safety, security, regulatory or other requirements.

These resources are subject to change without notice. TI grants you permission to use these resources only for development of an application that uses the TI products described in the resource. Other reproduction and display of these resources is prohibited. No license is granted to any other TI intellectual property right or to any third party intellectual property right. TI disclaims responsibility for, and you will fully indemnify TI and its representatives against, any claims, damages, costs, losses, and liabilities arising out of your use of these resources.

TI's products are provided subject to [TI's Terms of Sale](#) or other applicable terms available either on [ti.com](https://www.ti.com) or provided in conjunction with such TI products. TI's provision of these resources does not expand or otherwise alter TI's applicable warranties or warranty disclaimers for TI products.

TI objects to and rejects any additional or different terms you may have proposed.

Mailing Address: Texas Instruments, Post Office Box 655303, Dallas, Texas 75265

Copyright © 2025, Texas Instruments Incorporated